



**2010**  
**Learning for Life**  
**Program**  
**Evaluation**  
**Survey**

**July**  
**2010**

# Table of Contents

<b>OBJECTIVES AND METHODOLOGY .....</b>	<b>3</b>
<b>SUMMARY AND IMPLICATIONS .....</b>	<b>5</b>
ELEMENTARY PROGRAM EVALUATION .....	5
SEVENTH AND EIGHTH GRADE PROGRAM EVALUATION .....	7
HIGH SCHOOL PROGRAM EVALUATION .....	9
SPECIAL NEEDS PROGRAM EVALUATION .....	11
FUTURE RESEARCH.....	14
<b>DETAILED FINDINGS.....</b>	<b>15</b>
ELEMENTARY PROGRAM EVALUATION .....	15
SEVENTH AND EIGHTH GRADE PROGRAM EVALUATION .....	30
HIGH SCHOOL PROGRAM EVALUATION .....	45
SPECIAL NEEDS PROGRAM EVALUATION .....	58
 <b>APPENDIX I - QUESTIONNAIRE</b>	
<b>APPENDIX II – SURVEY RESPONSES</b>	
<b>APPENDIX III – CHARTS BY GRADE</b>	

# OBJECTIVES AND METHODOLOGY

## Background and Objectives

Learning for Life is interested in understanding how well the Learning for Life program meets student needs. Specifically, the department is interested in determining the effectiveness of the program outcomes for early childhood, elementary, junior high, and high school students.

## Methodology

To meet the study objectives, an online survey was conducted by Innovation and Research, beginning April 22, 2009. Educators were informed of the survey in a variety of ways. First, links to the each of the online surveys for the elementary, junior high, and high school programs were posted on the Learning for Life Web site for educators to complete the evaluation. Second, e-mails were sent to local offices to have them inform Learning for Life educators in their area about the survey. E-mails were also sent to all Learning for Life district executives to have them inform their educators to complete the survey. Each council was required to have 50.0% of their educators complete the survey in order to meet Learning for Life's quality standards. One thousand two hundred seventy-seven elementary, 167 seventh and eighth, and 216 high school educators responded by June 4, 2010. Because responses were received from an online posting of the survey link and e-mails, along with a required percent needed to answer the survey, an accurate response rate cannot be calculated.

This report includes the findings from the study. Educators were allowed to select all the grades they to teach. Therefore, statistical testing of differences between responses by grade level taught could not be run. More than one-fourth (25.4%) of the elementary educators teach more than one grade. This trend is higher among seventh and eighth and high school teachers where 53.9 percent of seventh and eighth grade educators and 69.4 percent of high school educators teach more than one grade. This report will focus on the overall results for elementary, seventh and eighth, and high school program

outcomes. Copies of the questionnaire, verbatim responses, and additional charts broken out by grade are included in the appendices of the report.

## Summary and Implications

### Elementary Program Evaluation

More than nine of 10 elementary educators who rated the elements strongly agreed or somewhat agreed that the Learning for Life elementary program delivers all the outcomes. In fact, among the elementary educators who have used the lesson plans, at least one-half strongly agree that each of the program outcomes are developed by their students.

The Learning for Life department should consider ensuring the elementary lesson plans continue to reflect the program outcomes. Based upon these survey results, the elementary lesson plans appear to currently reflect the desired objectives of the Learning for Life program outcomes.

	<b>STRONGLY AGREE</b>	<b>SOMEWHAT AGREE</b>	<b>SOMEWHAT DISAGREE</b>	<b>STRONGLY DISAGREE</b>	<b>BASE</b>
Learning for Life's lessons and activities are age-appropriate.	66.8%	28.4%	3.6%	1.2%	1193
Learning for Life provides fun ways for children to learn new things.	62.5%	31.9%	4.1%	1.6%	1199
Learning for Life helps children build self-esteem.	62.4%	32.7%	3.8%	1.2%	1200
Learning for Life helps create a fun learning environment.	61.6%	32.7%	4.1%	1.6%	1202
The lessons and activities help children learn to be more responsible.	61.4%	34.5%	2.9%	1.2%	1194
The lessons and activities help children to learn to get along better with each other.	61.4%	34.0%	3.4%	1.2%	1197
The program provides activities that interest the children in your class.	58.7%	34.1%	5.5%	1.7%	1194
Learning for Life helps children develop skills to manage day-to-day challenges.	58.4%	35.1%	5.1%	1.4%	1192
Learning for Life's activities are grade-specific.	58.4%	34.2%	5.8%	1.6%	1192
The lessons help children to respect those of different ethnic and cultural backgrounds.	56.5%	37.4%	4.7%	1.4%	1183
Learning for Life teaches children the skills they need to resist negative peer pressure.	56.3%	37.1%	5.4%	1.2%	1189
Learning for Life helps children improve their relationships with adults.	54.9%	39.6%	4.4%	1.1%	1193
The lessons and activities help children to develop their creativity.	50.3%	41.0%	6.6%	2.1%	1190
The lessons effectively teach the concepts of laws and justice.	50.1%	42.2%	6.4%	1.3%	1152

Elementary educators who rated an outcome was not applicable to them have been excluded from the above analysis. Analysis of all educators including those who gave a “not applicable” response is included in the detailed findings of this report.

## Seventh and Eighth Grade Program Evaluation

Similar to the elementary outcomes, most seventh and eighth grade educators agree that the seventh and eighth grade program delivers the desired outcomes. More than one-half of educators who have used the lesson plans strongly agree the program delivers 12 of the 14 outcomes; including almost three-fourths (72.6%) who strongly agree the speakers are a positive influence on the students.

However, among seventh and eighth grade educators who have used the lesson plans, less than one-half strongly agree:

- The program helps motivate the students to do well in school (48.8%)
- The program helps the students develop the desire to serve in the community (40.5%)

The Learning for Life department may consider further investigating why the program does not meet these two outcomes. Understanding the opportunities for improvement within each outcome can help the Learning for Life department identify how to improve the lesson plans and program to better develop these outcomes in students.

The Learning for Life department may consider investigating why certain elements of the seventh and eighth grade program are used more than others. Outcomes with high not applicable percentages of at least 10 percent included:

- The community speakers help the students learn about the opportunities available to them (29.3%)
- The speakers are a positive influence on the students (25.8%)

	STRONGLY AGREE	SOMEWHAT AGREE	SOMEWHAT DISAGREE	STRONGLY DISAGREE	BASE
The speakers are a positive influence on the students.	72.6%	19.4%	4.8%	3.2%	124
The community speakers help the students learn about the opportunities available to them.	61.0%	29.7%	5.9%	3.4%	118
The resources help to teach interpersonal skills.	59.8%	31.1%	6.1%	3.0%	164
Learning for Life helps students learn about setting personal goals.	57.7%	35.0%	4.9%	2.5%	163
The personality exercises help the students learn more about themselves.	57.5%	37.3%	2.6%	2.6%	153
The lesson plans help the students realize that they have control over what happens to them.	56.4%	33.3%	7.7%	2.6%	156
The personality exercises help the students understand others better.	55.9%	36.2%	5.3%	2.6%	152
It helps students develop a sense of personal responsibility.	55.8%	36.8%	4.9%	2.5%	163
It helps the school provide a caring, encouraging environment.	55.8%	35.0%	6.7%	2.5%	163
It gives students strategies to resolve conflicts without violence.	55.6%	36.9%	5.0%	2.5%	160
It helps enhance the students' self-esteem.	53.3%	37.1%	4.8%	2.4%	163
The lessons and exercises help the students to understand and appreciate those from different cultural, ethnic, or racial backgrounds.	51.3%	38.3%	6.5%	3.9%	154
It helps motivate the students to do well in school.	48.8%	41.5%	6.7%	3.0%	164
It helps the students develop the desire to serve in the community.	40.5%	44.9%	10.1%	4.4%	158

Seventh and eighth grade educators who rated an outcome was not applicable to them have been excluded from this above analysis.



## High School Program Evaluation

### *Summary and Implications*

Compared to the other Learning for Life programs, fewer high school educators strongly agree that the lessons developed the outcome. However, high school educators are more likely to have indicated an outcome was not applicable to them, affecting the number of educators who strongly agree with an outcome. While all outcomes highlight not applicable percentages of at least 10 percent, outcomes with not applicable percentages of at least 15 percent include:

- Learning for Life helps enhance the classroom atmosphere of caring (15.7%)
- The workshops help increase self-esteem (16.2%)
- The workshops help the students be more comfortable with people from different cultural, racial, and ethnic backgrounds (18.1%)
- The workshops teach skills for resolving conflicts (20.8%)
- The workshops teach skills for handling peer pressure (22.7%)
- The guest presenters are people the students can look up to (26.4%)

Among high school educators who have used the program, at least one-half of educators strongly agree the lessons developed two of the 12 outcomes:

- The guest presenters are people the students can look up to (60.4%)
- The workshops and activities help the students learn how to set goals and make plans for the future (51.3%)

The remaining 10 outcomes had less than one-half of educators strongly agree with them and represent areas for improvement. Similar to researching the seventh and eighth grade outcomes, the Learning for Life department may consider further investigating ways the program does not meet these outcomes. Understanding the opportunities for improvement within each outcome can help the Learning for Life department identify how to improve the lesson plans and program to better develop these outcomes in students. It may also be helpful to understand why certain pieces of the high school program are used more than others. For example, almost three of 10 (26.4%) indicate guest speakers were not applicable. Understanding why they are not using speakers could provide insights for improvement of the high school program.

	STRONGLY AGREE	SOMEWHAT AGREE	SOMEWHAT DISAGREE	STRONGLY DISAGREE	BASE
The guest presenters are people the students can look up to.	60.4%	36.5%	2.5%	0.6%	159
The workshops and activities help the students learn how to set goals and make plans for the future.	51.3%	43.5%	4.7%	0.5%	191
The workshops help the students understand the importance of being honest and ethical in their careers.	48.9%	45.1%	4.9%	1.1%	182
The workshops give the students an understanding of what is necessary to achieve success in the professional world.	48.7%	46.1%	4.7%	0.5%	193
The workshops and activities actively engage the students in learning.	45.3%	43.7%	9.5%	1.6%	190
Learning for Life helps enhance the classroom atmosphere of caring.	44.5%	48.9%	5.5%	1.1%	182
The workshops help the students be more comfortable with people from different cultural, racial, and ethnic backgrounds.	44.1%	46.3%	7.9%	1.7%	177
The workshops and activities have helped the students gain or improve their leadership skills.	43.2%	47.6%	8.1%	1.1%	185
The workshops help increase self-esteem.	43.1%	44.8%	9.9%	2.2%	181
The workshops teach skills for handling peer pressure.	42.5%	45.5%	10.2%	1.8%	167
The workshops and activities help students improve their communications skills.	41.3%	49.7%	6.9%	2.1%	189
The workshops teach skills for resolving conflicts.	39.8%	48.0%	11.1%	1.2%	171

High school educators who rated an outcome was not applicable to them have been excluded from the above analysis. Analysis of all educators is included in the detailed findings.

## Special Needs Program Evaluation

Most special needs educators agree (strongly or somewhat) that the special needs program delivers the stated outcomes. In fact, among special needs educators who have fully used the Learning for Life program, at least one-half strongly agree that the Learning for Life lessons develop 11 of the 14 program outcomes.

The remaining three outcomes have close to one-half of special needs educators strongly agree. These outcomes include:

- Because of the safety lessons, my students are better able to avoid common household hazards and dangers (49.6%)
- The lessons have helped my students improve their ability to recognize and handle anger in healthy ways (49.6%)
- The wellness lessons have helped increase my students' understanding of the need for proper rest (48.3%).

Because these outcomes have close to 50 percent of the educators strongly agreeing, the Learning for Life department may not need to improve on the special needs program and lesson plans. The lesson plans show less need for incremental increases in developing these outcomes.

However, many outcomes have high "did not teach" percentages. The Learning for Life department may consider further investigating why certain elements of the special needs program are not used. Outcomes with at least 15 percent "did not teach" percentages include:

- Because of the safety lessons, my students are better able to avoid common household hazards and dangers (16.0%)
- The self concept lessons have helped my students improve their ability to identify positive personality traits in themselves and others (16.0%)
- The safety lessons have increased my students' knowledge of what to do if they become lost (16.7%)
- The wellness lessons have helped increase my students' understanding of the importance of exercise (16.7%)
- The grooming lessons have improved my students' skills for taking care of themselves, such as washing their hands and brushing their teeth (19.4%)

- The pedestrian safety lesson helped my students improve skills such as how to cross the street safely and to recognize traffic signs (24.3%)
- The clothing lessons have helped my students improve their ability to choose clothing to wear that is appropriate for different situations (25.7%)
- The calendar lessons have helped improve my students' ability to follow the daily classroom routine (28.5%)

	STRONGLY AGREE	SOMEWHAT AGREE	SOMEWHAT DISAGREE	STRONGLY DISAGREE	BASE
The lessons provide fun ways to learn important skills.	73.9%	23.9%	0.7%	1.5%	134
The grooming lessons have improved my students' skills for taking care of themselves, such as washing their hands and brushing their teeth.	62.1%	36.2%	0.9%	0.9%	116
The lessons are helping my students build self-esteem.	61.7%	33.1%	2.3%	3.0%	133
The clothing lessons have helped my students improve their ability to choose clothing to wear that is appropriate for different situations.	58.9%	37.4%	2.8%	0.9%	107
The pedestrian safety lesson helped my students improve skills such as how to cross the street safely and to recognize traffic signs.	56.0%	38.5%	4.6%	0.9%	109
The safety lessons have increased my students' knowledge of what to do if they become lost.	55.0%	39.2%	5.0%	0.8%	120
Through the nutrition lessons, my students have improved their ability to recognize and appreciate healthy foods.	54.5%	41.5%	3.3%	0.7%	123
The wellness lessons have helped increase my students' understanding of the importance of exercise.	54.2%	42.5%	2.5%	0.8%	120
The self concept lessons have helped my students improve their ability to identify positive personality traits in themselves and others.	53.7%	39.7%	5.0%	1.7%	121
The self concept lessons have helped my students improve their ability to identify basic emotions.	52.0%	44.0%	2.4%	1.6%	125
The calendar lessons have helped improve my students' ability to follow the daily classroom routine.	51.5%	44.7%	2.9%	1.0%	103
Because of the safety lessons, my students are better able to avoid common household hazards and dangers.	49.6%	47.1%	2.5%	0.8%	121
The lessons have helped my students improve their ability to recognize and handle anger in healthy ways.	49.6%	43.1%	4.9%	2.4%	123
The wellness lessons have helped increase my students' understanding of the need for proper rest.	48.3%	45.7%	5.2%	0.9%	116

Special needs educators who rated an outcome was not applicable to them have been excluded from the above analysis. Analysis of all educators is included in the detailed findings.

## **Future Research**

The Learning for Life department should continue to survey educators once a year to assess the effectiveness of the program. Future surveys should:

- Allow educators to select the primary grade they teach as opposed to selecting all the grades they teach. This will allow further statistical analysis by grade to identify particular grades the Learning for Life program is most effective in.
- Include opportunities for educators to supply comments on how the program may or may not be meeting their needs. This will guide the Learning for Life team in areas for improvement and ways to improve the program.

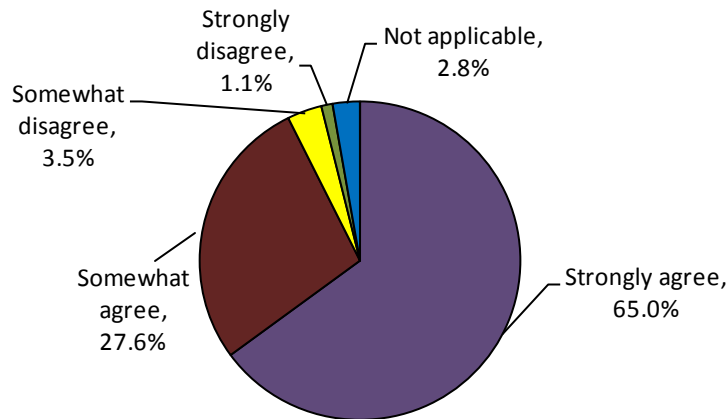
# DETAILED FINDINGS

## Elementary Program Evaluation

### Program Outcomes Evaluation

Educators were asked to rate their level of agreement with statements about the Learning for Life elementary program. More than 90 percent (92.6%) of elementary educators strongly to somewhat agree the Learning for Life lessons and activities are age-appropriate. Fewer somewhat (3.5%) or strongly (1.1%) disagree the lessons and activities are age-appropriate.

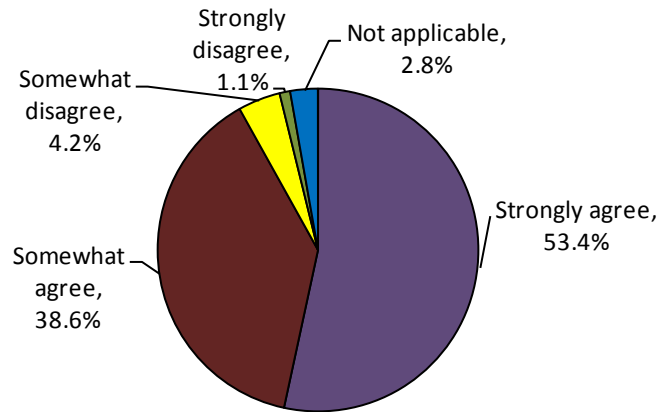
#### **Learning for Life’s lessons and activities are age-appropriate.**



Base: 1,227 elementary educators

More than one-half (53.4%) of all elementary educators strongly agree the lessons help children improve their relationship with adults. Almost 40 percent (38.6%) somewhat agree with this outcome. Less than 10 percent (5.3%) somewhat (4.2%) to strongly (1.1%) disagree the program delivers this outcome.

**Learning for Life lessons help children improve their relationships with adults.**

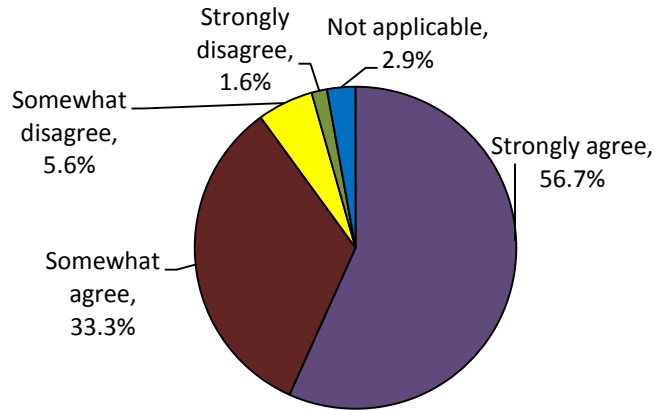


Base: 1,227 elementary educators



More than one-half (56.7%) of elementary educators strongly agree the program's activities are grade-specific. One-third (33.3%) somewhat agree the activities are grade-specific. Fewer somewhat (5.6%) to strongly (1.6%) disagree with this outcome.

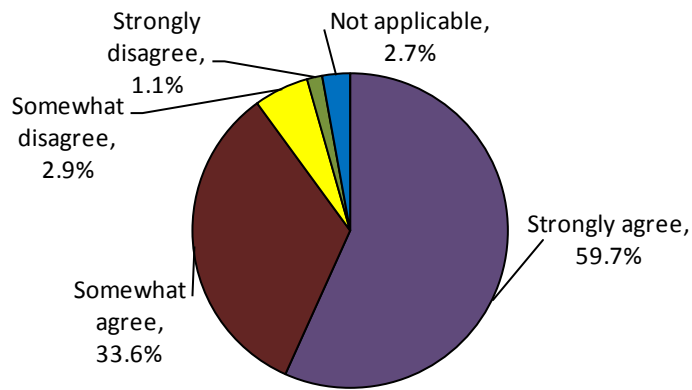
**Learning for Life's activities are grade-specific.**



Base: 1,227 elementary educators

Most (93.3%) elementary educators agree the lessons and activities help children learn to be more responsible, including 59.7 percent who strongly agree. Very few (4.0%) somewhat (2.9%) to strongly (1.1%) disagree the lessons and activities help children learn to be more responsible.

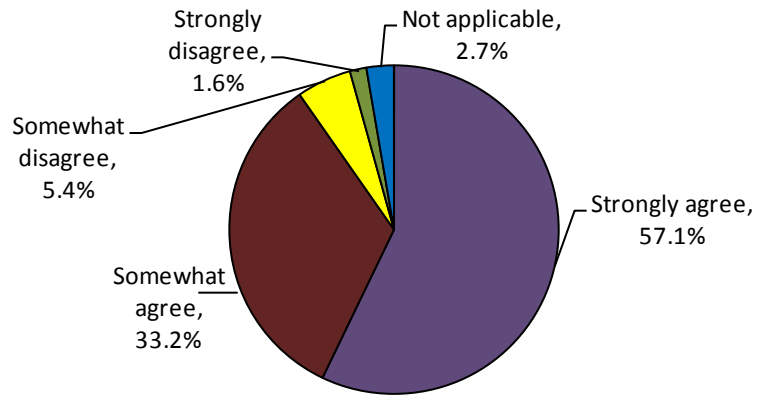
**The lessons and activities help children learn to be more responsible.**



Base: 1,227 elementary educators

Almost 60 percent (57.1%) of elementary educators strongly agree and more than 30 percent (33.2%) somewhat agree the program provides activities that interest the children in their class. Similar to other program outcomes, fewer somewhat (5.4%) or strongly (1.6%) disagree the program provides activities that interest the children in their class.

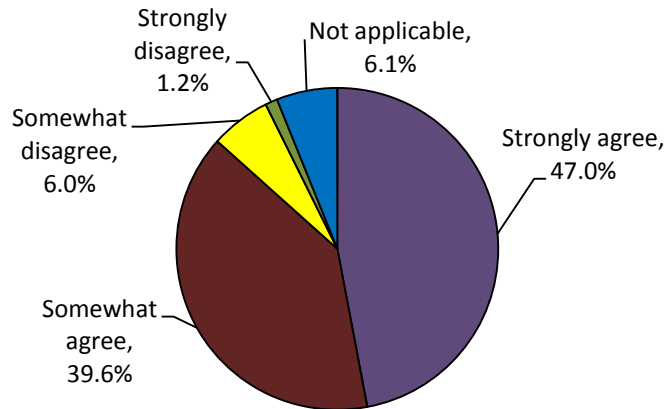
**The program provides activities that interest the children in your class.**



Base: 1,227 elementary educators

More than 80 percent (86.6%) of elementary educators strongly (47.0%) or somewhat (39.6%) agree the lessons effectively teach the concepts of laws and justice. Less than 10 percent (7.2%) somewhat (6.0%) or strongly (1.4%) disagree the lessons effectively teach the concepts of laws and justice.

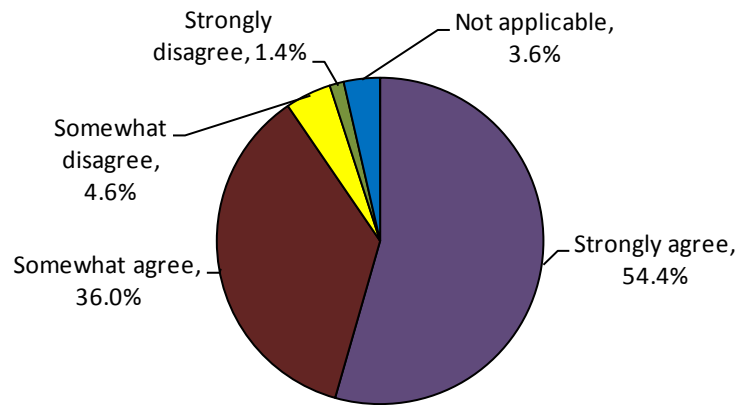
**The lessons effectively teach the concepts of laws and justice.**



Base: 1,227 elementary educators

Nine of 10 (90.4%) elementary educators strongly (54.4%) to somewhat (36.0%) agree the lessons help children to respect those of different ethnic and cultural backgrounds. Fewer somewhat (4.6%) or strongly (1.4%) disagree the lessons help children respect those of different backgrounds.

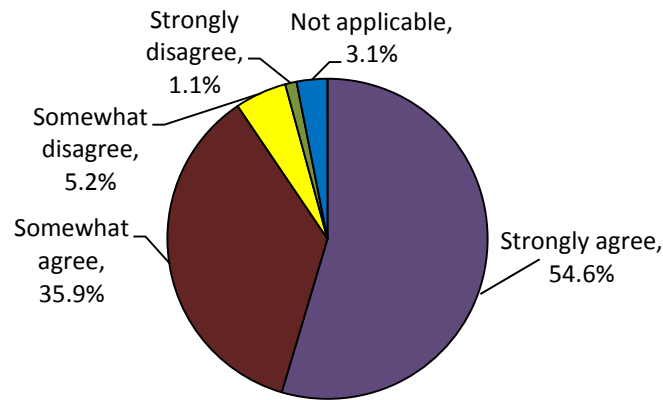
**The lessons help children to respect those of different ethnic and cultural backgrounds.**



Base: 1,227 elementary educators

More than one-half (54.6%) of elementary educators strongly agree, while more than one-third (35.9%) somewhat agree the program teaches children the skills they need to resist negative peer pressure. Less than 10 percent (6.3%) somewhat (5.2%) or strongly (1.1%) disagree the program teaches children skills to resist negative peer pressure.

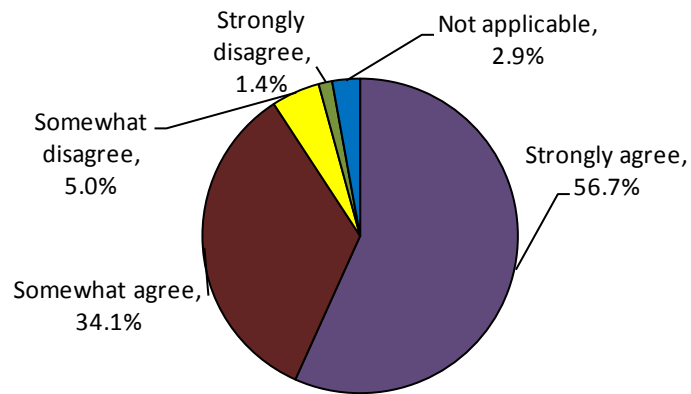
**Learning for Life teaches children the skills they need to resist negative peer pressure.**



Base: 1,227 elementary educators

Most (90.8%) elementary educators strongly (56.7%) or somewhat (34.1%) agree Learning for Life helps children develop skills to manage day-to-day challenges. Few somewhat (5.0%) or strongly (1.4%) disagree the program helps children develop skills to manage day-to-day challenges.

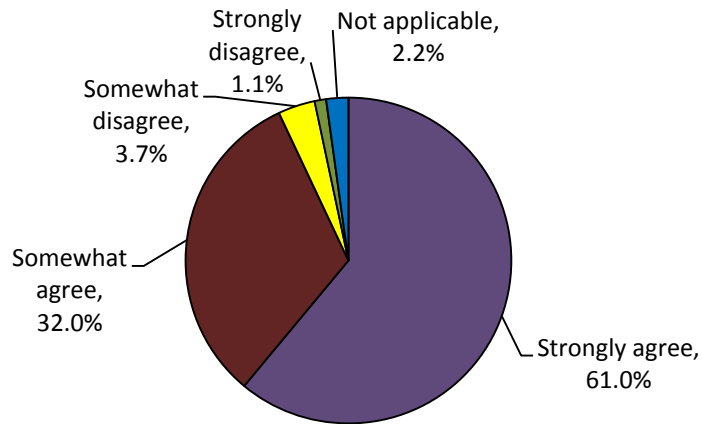
**Learning for Life helps children develop skills to manage day-to-day challenges.**



Base: 1,227 elementary educators

More than 60 percent (61.0%) of elementary educators strongly agree (61.0%) and more than 30 percent (32.0%) somewhat agree Learning for Life helps children build self-esteem. Almost five percent (4.8%) somewhat (3.7%) or strongly (1.1%) disagree the program helps children build self-esteem.

**Learning for Life helps children build self-esteem.**

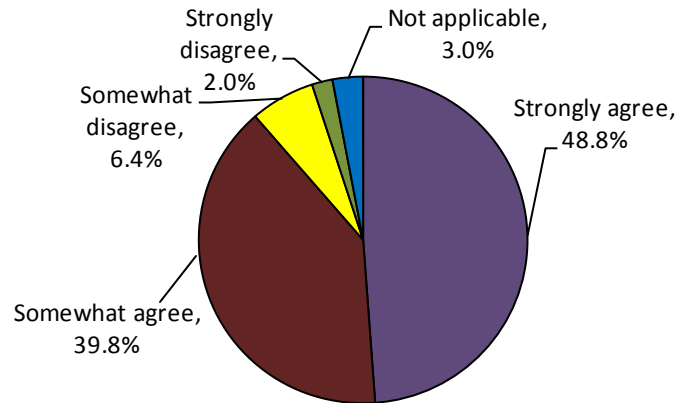


Base: 1,227 elementary educators



Almost one-half (48.8%) of elementary educators strongly agree the lessons and activities help children to develop their creativity. While nearly 40 percent (39.8%) somewhat agree with this outcome, fewer somewhat (6.4%) or strongly (2.0%) disagree the lessons and activities help children develop their creativity.

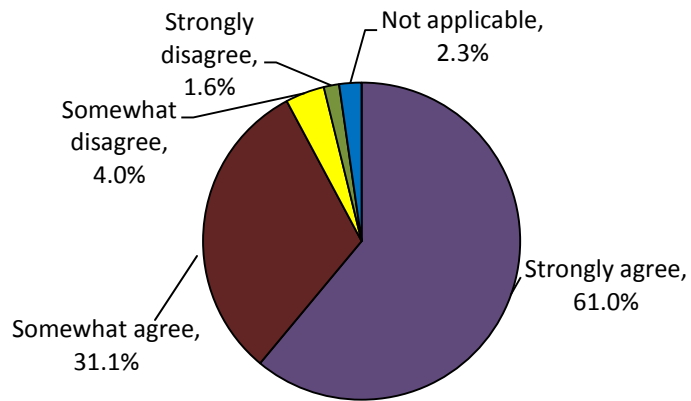
**The lessons and activities help children to develop their creativity.**



Base: 1,227 elementary educators

More than 90 percent (91.1%) of elementary educators strongly (61.0%) or somewhat (31.1%) agree Learning for Life provides fun ways for the children to learn new things. Similar to other program outcomes, few somewhat (4.0%) or strongly (1.6%) disagree the program provides fun ways for the children to learn new things.

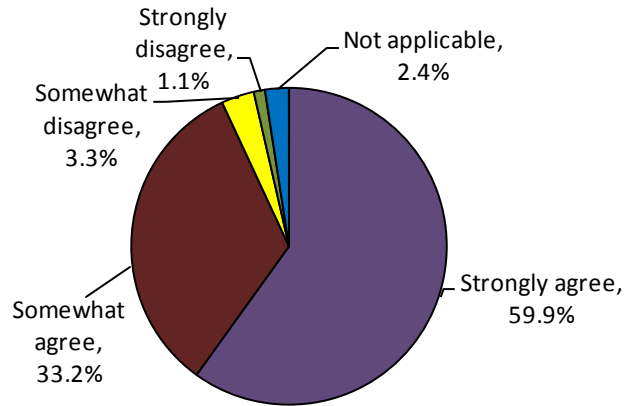
**Learning for Life provides fun ways for the children to learn new things.**



Base: 1,227 elementary educators

More than nine of 10 (93.1%) elementary educators strongly (59.9%) or somewhat (33.2%) agree the lessons and activities help children to learn to get along better with each other. Less than five percent somewhat (3.3%) or strongly (1.1%) disagree with the lessons and activities deliver this outcome.

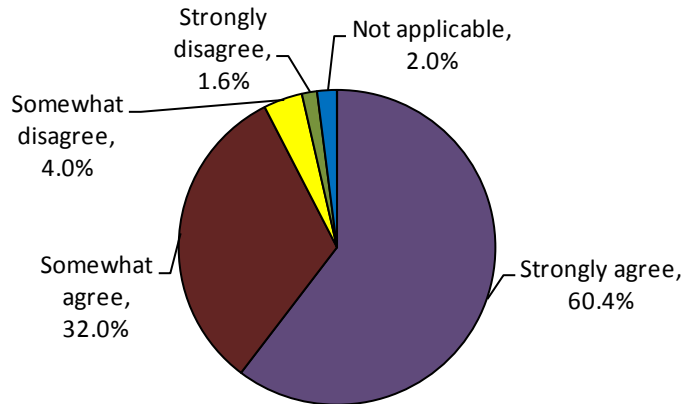
**The lessons and activities help children to learn to get along better with each other.**



Base: 1,227 elementary educators

Most (92.4%) elementary educators strongly (60.4%) or somewhat (32.0%) agree Learning for Life helps create a fun learning environment. Fewer somewhat (4.0%) or strongly (1.6%) disagree the program helps create a fun learning environment.

**Learning for Life helps create a fun learning environment.**

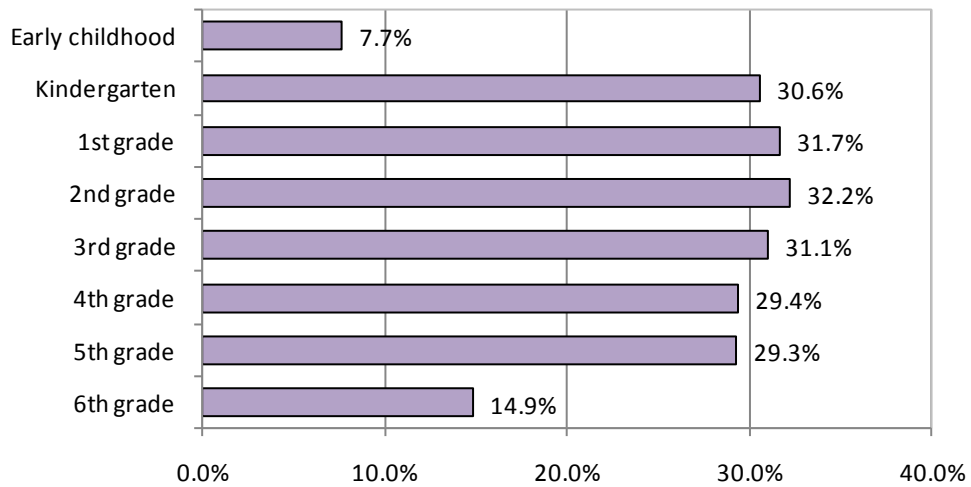


Base: 1,227 elementary educators

## **Demographics**

More than thirty percent of elementary educators teach second grade (32.2%) followed by first grade (31.7%), third grade (31.1%), and kindergarten (30.6%). Almost thirty percent teach fourth (29.4%) or fifth (29.3%) grade. Fewer teach sixth grade (14.9%) or early childhood classes (7.7%).

### **What grade do you teach?**



Base: 1,227 elementary educators

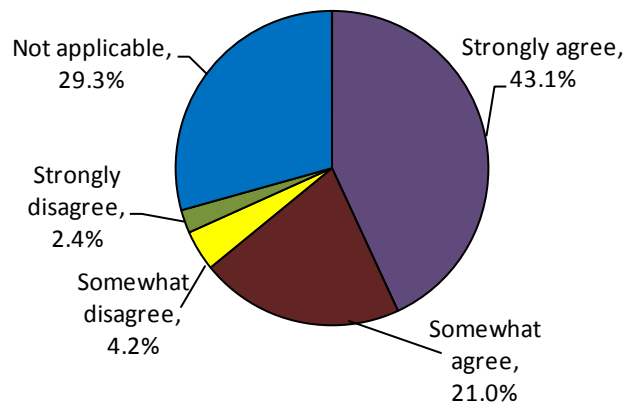
Note: Percentages will add up to more than 100 percent due to multiple responses.

## Seventh and Eighth Grade Program Evaluation

### Program Outcomes Evaluation

Almost two-thirds (64.1%) of seventh and eighth grade educators strongly (43.1%) or somewhat (21.0%) agree the community speakers help the students learn about the opportunities available to them. While few somewhat (4.2%) or strongly (2.4%) disagree, nearly 30 percent (29.3%) indicate this outcome was not applicable to them, implying they do not or have not used community speakers.

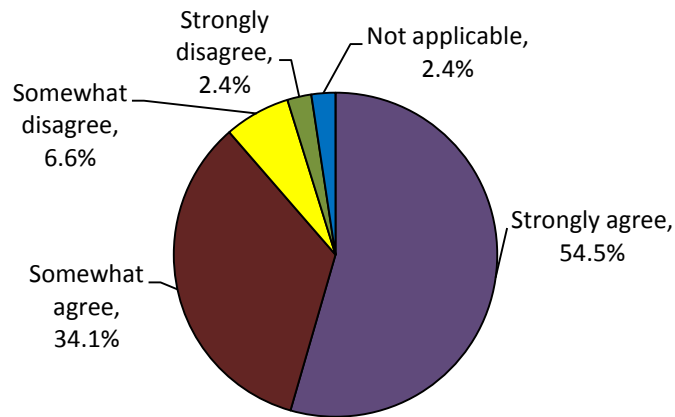
#### **The community speakers help the students learn about the opportunities available to them.**



Base: 167 seventh and eighth grade educators

Almost 90 percent (88.6%) of seventh and eighth grade educators agree the program helps the school provide a caring, encouraging environment, including more than one-half (54.5%) who strongly agree. Almost 10 percent (9.0%) disagree (6.6% somewhat; 2.4% strongly) the program helps the school provide a caring, encouraging environment.

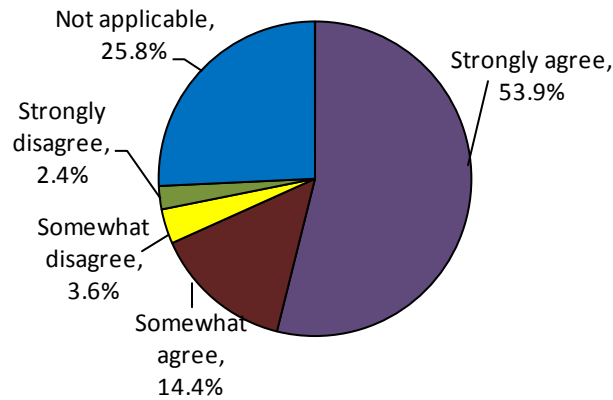
**It helps the school provide a caring, encouraging environment.**



Base: 167 seventh and eighth grade educators

More than two-thirds (68.3%) of seventh and eighth grade educators strongly (53.9%) to somewhat (14.4%) agree the speakers are a positive influence on the students. Fewer somewhat (3.6%) or strongly (2.4%) disagree the lesson plans deliver this outcome; one-fourth (25.8%) indicate this outcome was not applicable to them. This may indicate these educators do not or have not used speakers.

**The speakers are a positive influence on the students.**

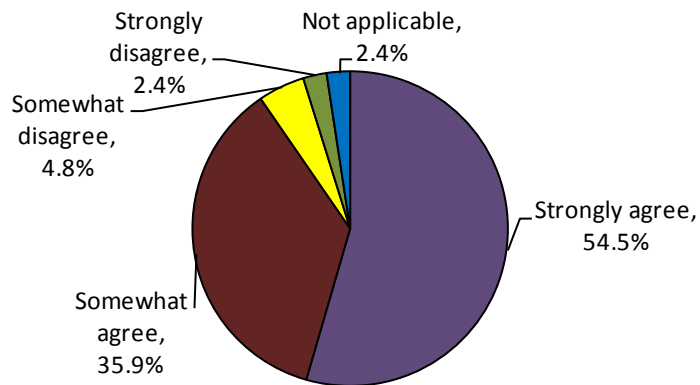


Base: 167 seventh and eighth grade educators



Nine of ten (90.4%) seventh and eighth grade educators strongly (54.5%) or somewhat agree (35.9%) the program helps students develop a sense of personal responsibility. Less than 10 percent (7.2%) somewhat (4.8%) or strongly (2.4%) the program helps students develop a sense of personal responsibility.

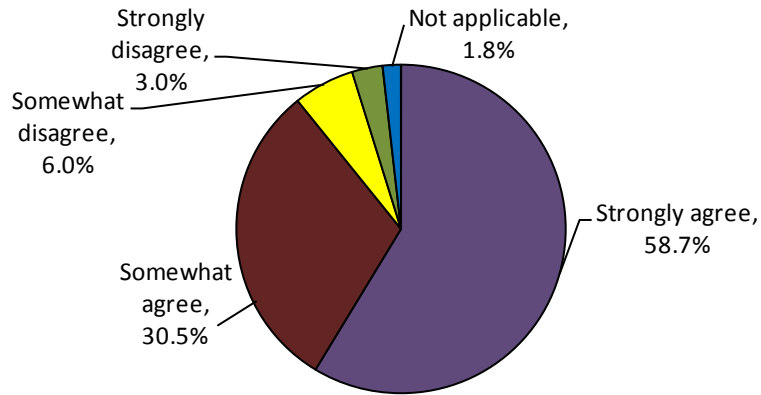
**It helps students develop a sense of personal responsibility.**



Base: 167 seventh and eighth grade educators

Almost 60 percent (58.7%) of seventh and eighth grade educators strongly agree and 30 percent (30.5%) somewhat agree the resources help to teach interpersonal skills. Less than 10 percent (9.0%) disagree (6.0% somewhat disagree; 3.0% strongly disagree).

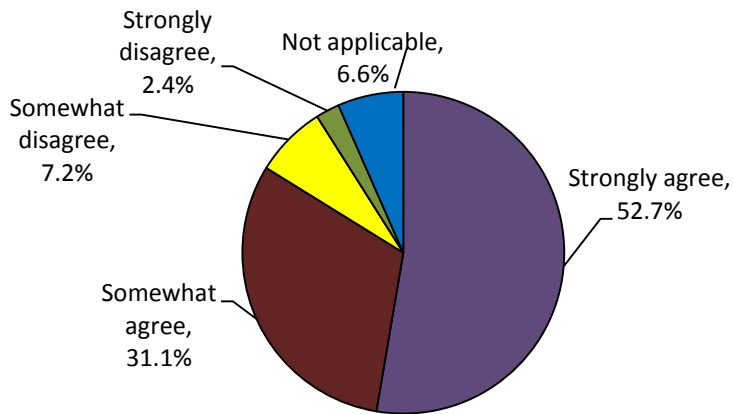
**The resources help to teach interpersonal skills.**



Base: 167 seventh and eighth grade educators

More than 80 percent (83.8%) of seventh and eighth grade educators strongly (52.7%) or somewhat (31.1%) agree the lesson plans help the students realize that they have control over what happens to them. Nearly 10 percent (9.6%) somewhat (7.2%) or strongly (2.4%) disagree the lesson plans help the students realize they have control over what happens to them.

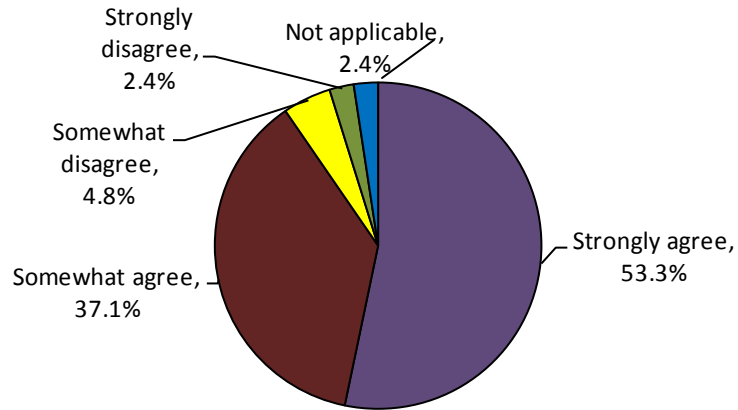
**The lesson plans help the students realize that they have control over what happens to them.**



Base: 167 seventh and eighth grade educators

Ninety percent (90.4%) of seventh and eighth grade educators strongly (53.3%) to somewhat (37.1%) agree the program helps enhance the students' self-esteem. Fewer somewhat (4.8%) or strongly (2.4%) disagree it helps enhance the students' self-esteem.

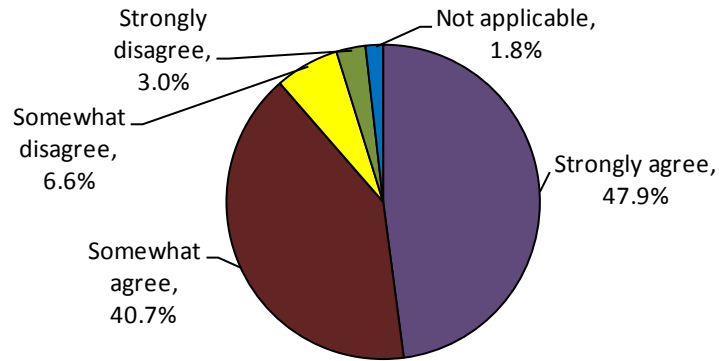
**It helps enhance the students' self-esteem.**



Base: 167 seventh and eighth grade educators

Almost 90 percent (88.6%) of seventh and eighth grade educators strongly (47.9%) or somewhat (40.7%) agree the program helps motivate the students to do well in school. Nearly 10 percent (9.6%) somewhat (6.6%) or strongly (3.0%) disagree the program helps motivate the students to do well in school.

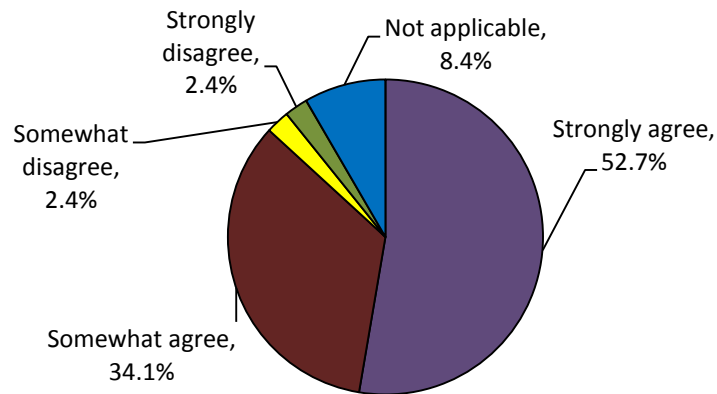
**It helps motivate the students to do well in school.**



Base: 167 seventh and eighth grade educators

Most (86.8%) seventh and eighth grade educators strongly (52.7%) or somewhat (34.1%) agree the personality exercise help the students learn more about themselves. While almost 10 percent (8.4%) indicate this outcome was not applicable for them, fewer somewhat or strongly (2.4% each) disagree the lesson plans deliver this outcome.

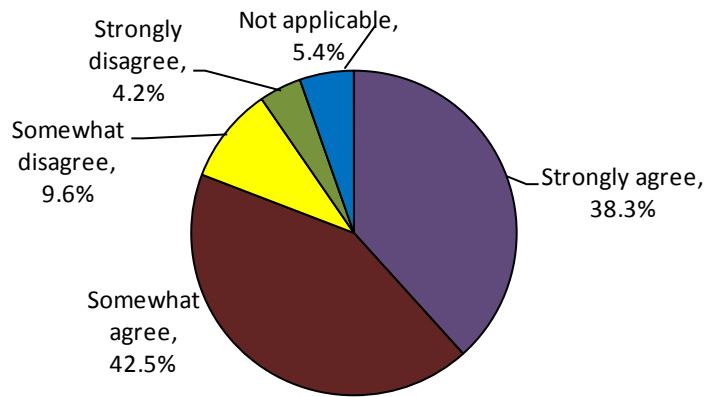
**The personality exercises help the students learn more about themselves.**



Base: 167 seventh and eighth grade educators

Eighty percent (80.8%) of seventh and eighth grade educators strongly (38.3%) to somewhat (42.5%) agree the program helps the students develop the desire to serve in the community. Almost 15 percent (13.8%) somewhat (9.6%) or strongly disagree (4.2%) the lesson plans help the students develop the desire to serve in the community.

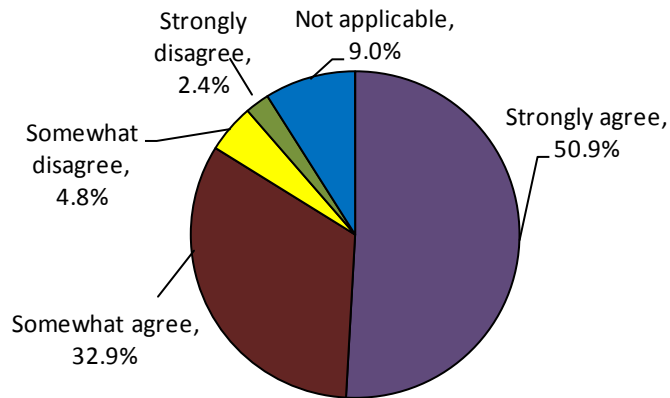
**It helps the students develop the desire to serve in the community.**



Base: 167 seventh and eighth grade educators

More than eight of 10 (83.8%) seventh and eighth grade educators strongly (50.9%) or somewhat (32.9%) agree the personality exercise help the students understand others better. Less than 10 percent (7.2%) somewhat (4.8%) or strongly (2.4%) disagree. Almost 10 percent (9.0%) indicate this outcome was not applicable to them. This may highlight that these educators have not used or do not use the personality exercises.

**The personality exercises help the students understand others better.**

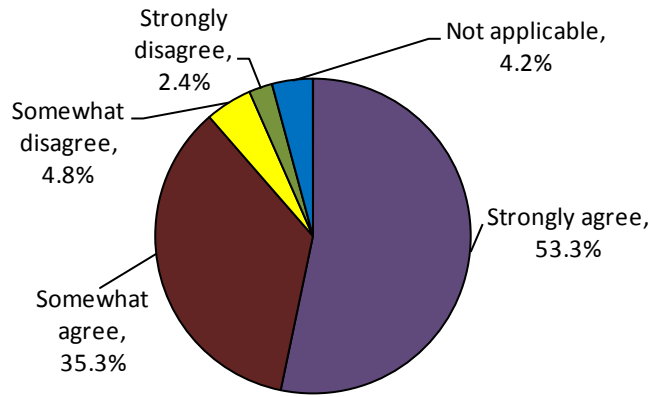


Base: 167 seventh and eighth grade educators



Nearly nine of 10 (88.6%) seventh and eighth grade educators strongly (53.3%) to somewhat (35.3%) agree the program gives students strategies to resolve conflict without violence. Fewer somewhat (4.8%) or strongly (2.4%) disagree the lesson develops this outcome.

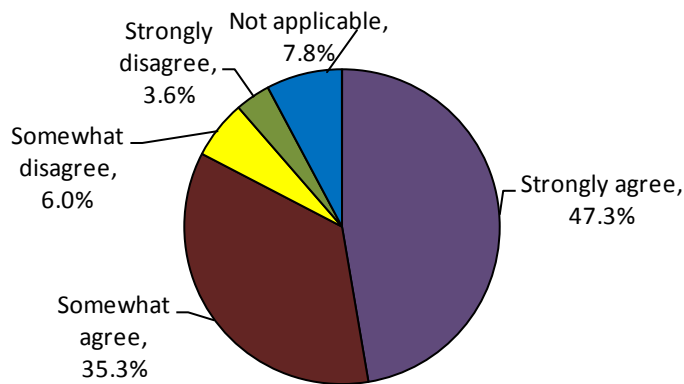
**It gives students strategies to resolve conflict without violence.**



Base: 167 seventh and eighth grade educators

Almost one-half (47.3%) of seventh and eighth grade educators strongly agree and more than one-third (35.3%) somewhat agree the lessons and exercises help students understand and appreciate those from different cultural, ethnic, or racial backgrounds. Nearly 10 percent (9.6%) somewhat (6.0%) or strongly (3.6%) disagree the lesson develops this outcome in their students. Almost 10 percent (7.8%) indicate this outcome was not applicable to them.

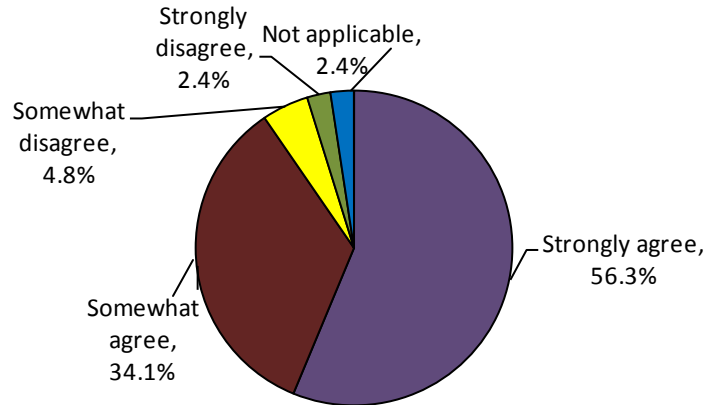
**The lessons and exercises help the students to understand and appreciate those from different cultural, ethnic, or racial backgrounds.**



Base: 167 seventh and eighth grade educators

Nine of ten (90.4%) seventh and eighth grade educators strongly (56.3%) to somewhat (34.1%) agree Learning for Life helps students learn about setting personal goals. Fewer somewhat (4.8%) or strongly (2.4%) disagree Learning for Life helps students learn about setting personal goals.

**Learning for Life helps students learn about setting personal goals.**

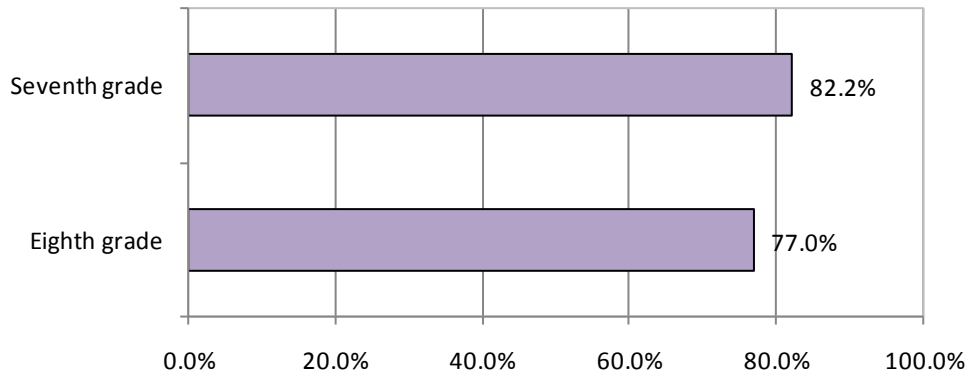


Base: 167 seventh and eighth grade educators

**Demographics**

More than 80 percent (82.2%) of educators who use the seventh and eighth grade curriculum teach seventh grade. More than three-fourths (77.0%) teach eighth grade.

**What grade do you teach?**



Base: 167 seventh and eighth grade educators

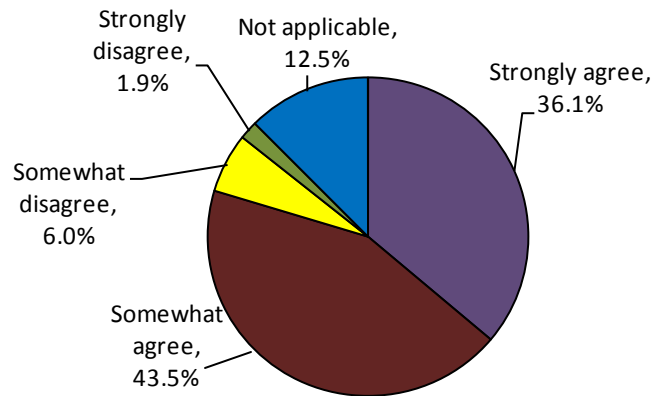
Note: Percentages will add up to more than 100 percent due to multiple responses.

## High School Program Evaluation

### Program Outcomes Evaluation

Nearly eight of 10 (79.6%) high school educators strongly (36.1%) or somewhat (43.5%) agree the workshops and activities help students improve their communication skills. Less than 10 percent (7.9%) somewhat (6.0%) to strongly (1.9%) disagree with the lesson develops this outcome. More than 10 percent (12.5%) of high school educators indicate this outcome was not applicable to them.

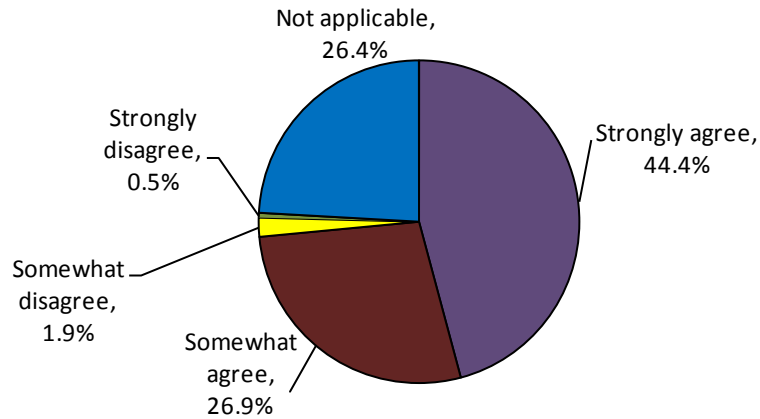
### **The workshops and activities help students improve their communication skills.**



Base: 216 high school educators

More than 70 percent (71.3%) of high school educators strongly (44.4%) to somewhat (26.9%) agree the guest presenters are people the students can look up to. Fewer somewhat (1.9%) or strongly (0.5%) disagree, but more than one-fourth (26.4%) indicate this outcome was not applicable to them. This may be because high school educators have not used or do not use guest presenters as a part of the program.

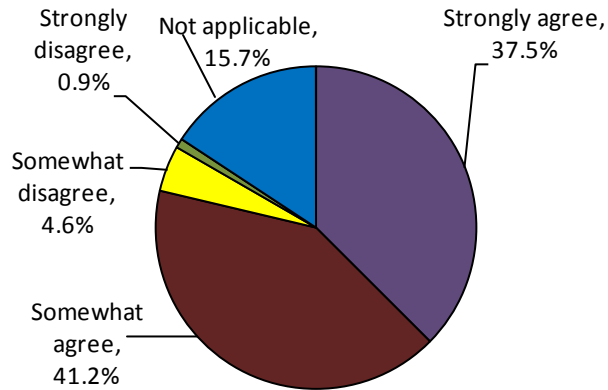
**The guest presenters are people the students can look up to.**



Base: 216 high school educators

More than one-third (37.5%) of high school educators strongly agree, while more than 40 percent (41.2%) somewhat agree Learning for Life helps enhance the classroom atmosphere of caring. Few educators somewhat (4.6%) or strongly (0.9%) disagree the lesson delivers this outcome. Similar to other lessons, more than 10 percent (15.7%) of high school educators indicate this outcome was not applicable to them.

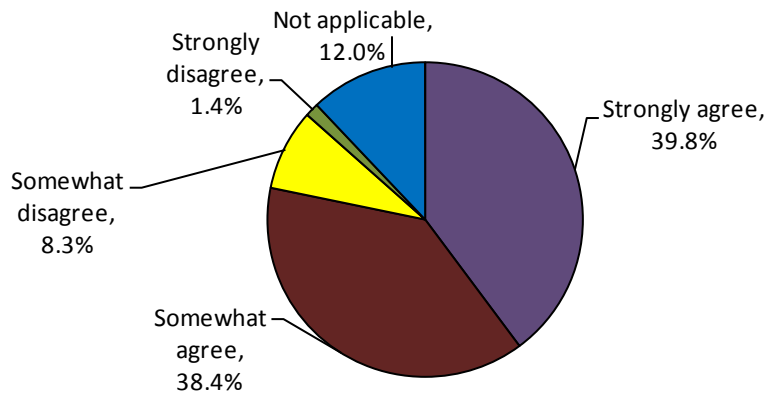
**Learning for Life helps enhance the classroom atmosphere of caring.**



Base: 216 high school educators

Most (78.2%) high school educators agree the workshops and activities actively engage the students in learning, including 39.8 percent who strongly agree. Almost 10 percent (9.7%) somewhat (8.3%) to strongly (1.4%) disagree the workshops and activities actively engage the students in learning.

**The workshops and activities actively engage the students in learning.**

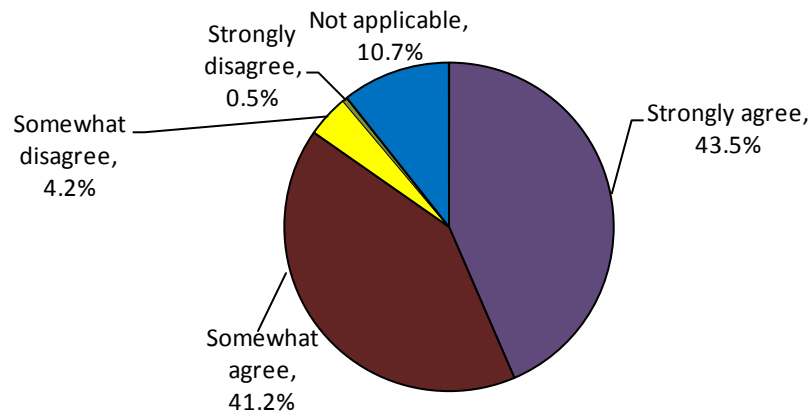


Base: 216 high school educators



More than 80 percent (84.7%) of high school educators strongly (43.5%) to somewhat (41.2%) agree the workshops give the students an understanding of what is necessary to achieve success in the professional world. Nearly five percent (4.7%) somewhat (4.2%) or strongly (0.5%) disagree the lesson helps develop this outcome. Ten percent (10.7%) of educators indicate this outcome was not applicable to them.

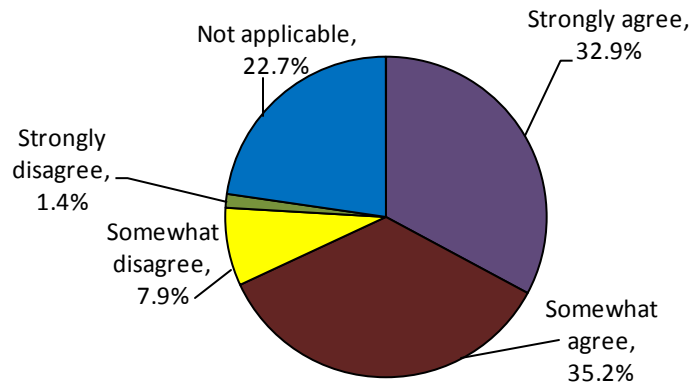
**The workshops give the students an understanding of what is necessary to achieve success in the professional world.**



Base: 216 high school educators

Almost seven of 10 (68.1%) high school educators agree (32.9% strongly; 35.2% somewhat) the workshops teach skills for handling peer pressure. While almost one-fourth (22.7%) indicate this outcome was not applicable to them, almost 10 percent (9.3%) somewhat (7.9%) to strongly (1.4%) disagree the lesson delivers this outcome.

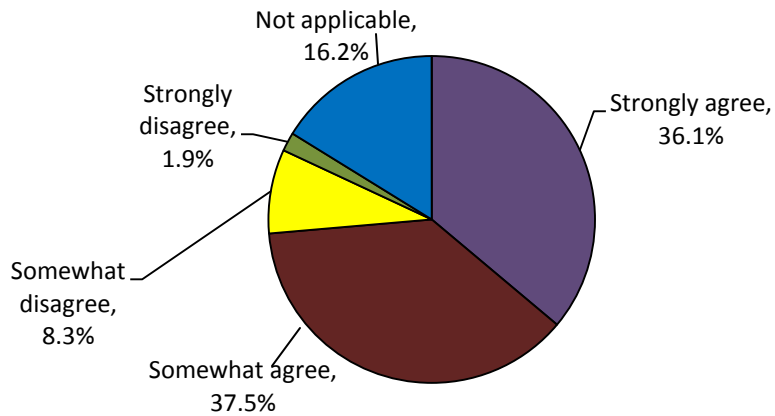
**The workshops teach skills for handling peer pressure.**



Base: 216 high school educators

More than two-thirds of high school educators strongly (36.1%) or somewhat (37.5%) agree the workshops help increase self-esteem. Ten percent (10.2%) either somewhat (8.3%) or strongly (1.9%) disagree the workshops help increase self-esteem. More than 10 percent (16.2%) of educators indicate this outcome was not applicable to them.

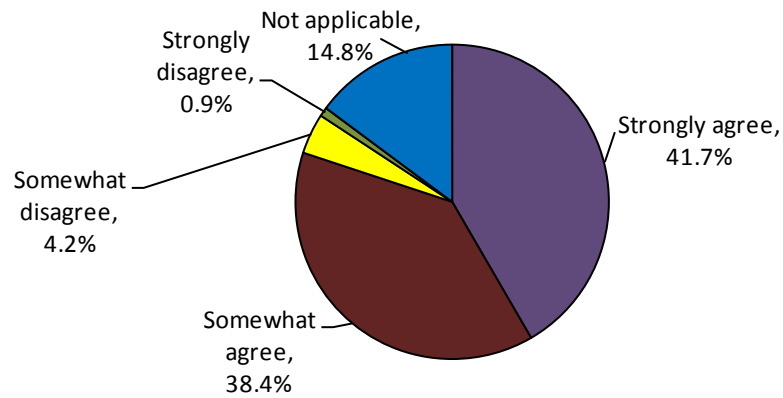
**The workshops help increase self-esteem.**



Base: 216 high school educators

Eight of 10 (80.1%) high school educators strongly (41.7%) to somewhat (38.4%) agree the workshops help the students understand the importance of being honest and ethical in their careers. Five percent (5.1%) somewhat (4.2%) to strongly (0.9%) the lesson deliver this outcome; nearly 15 percent (14.8%) indicate this outcome was not applicable to them.

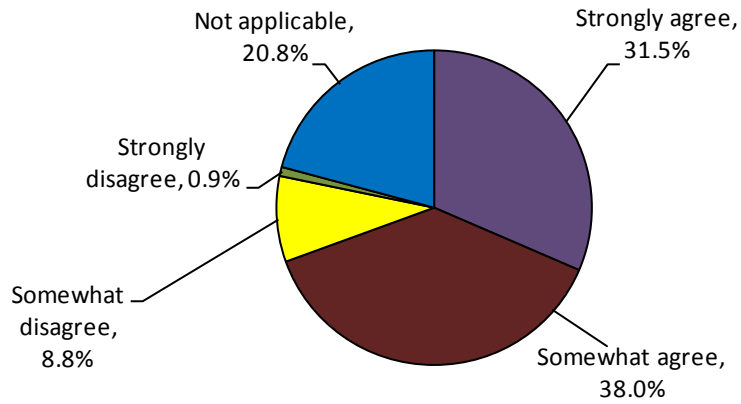
**The workshops help the students understand the importance of being honest and ethical in their careers.**



Base: 216 high school educators

At least 60 percent of high school educators strongly (31.5%) or somewhat (38.0%) agree the workshops teach skills for resolving conflicts. Nearly 10 percent (9.7%) of educators somewhat (8.8%) to strongly (0.9%) disagree the workshops teach skills for resolving conflicts. Twenty percent (20.8%) indicate this outcome was not applicable to them.

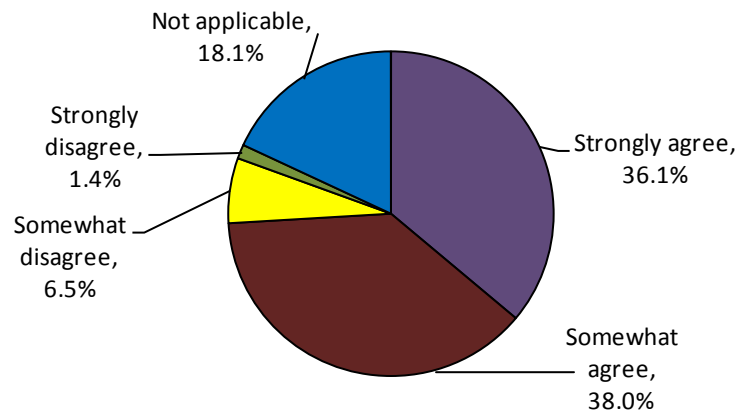
**The workshops teach skills for resolving conflicts.**



Base: 216 high school educators

Almost three-fourths (74.1%) of high school educators strongly (36.1%) to somewhat (38.0%) agree the workshops help the students be more comfortable with people from different cultural, racial, and ethnic backgrounds. Less than 10 percent (7.9%) of educators somewhat (6.5%) or strongly (1.4%) disagree the lesson delivers this outcome to their students. Almost 20 percent (18.1%) indicate this outcome was not applicable to them.

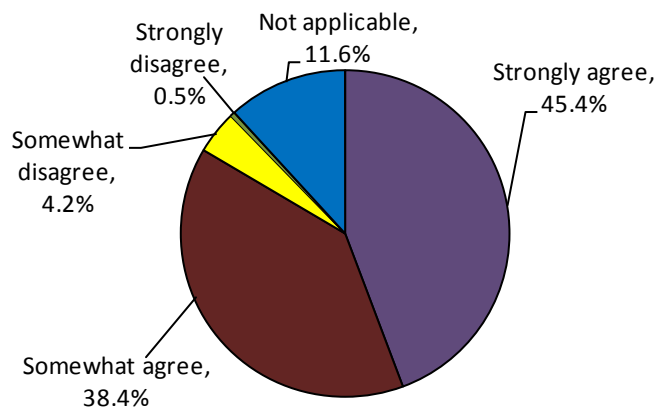
**The workshops help the students be more comfortable with people from different cultural, racial, and ethnic backgrounds.**



Base: 216 high school educators

More than eight of 10 (83.8%) high school educators strongly (45.4%) to somewhat (38.4%) agree the workshops and activities help the students learn how to set goals and make plans for the future. While more than 10 percent (11.6%) indicate this outcome was not applicable to them, nearly five percent (4.7%) somewhat (4.2%) or strongly disagree (0.5%) the workshops and activities help the students learn how to set goals and make plans for the future.

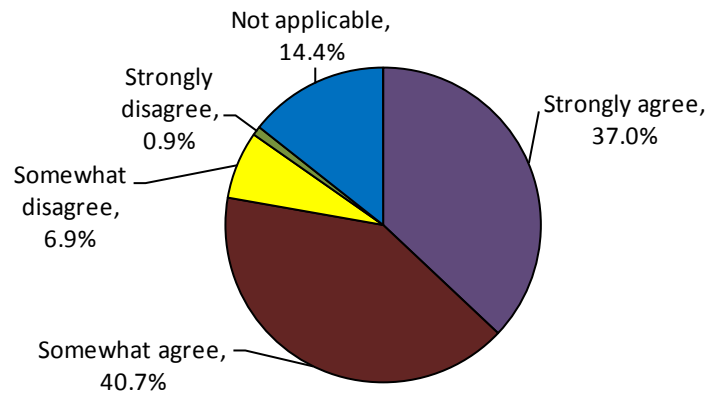
**The workshops and activities help the students learn how to set goals and make plans for the future.**



Base: 216 high school educators

More than three-fourths (77.7%) of high school educators strongly (37.0%) or somewhat (40.7%) agree the workshops and activities have helped the students gain or improve their leadership skills. Fewer educators somewhat (6.9%) or strongly (0.9%) disagree the lesson develops this outcome; more than 10 percent (14.4%) indicate this outcome was not applicable to them.

**The workshops and activities have helped the students gain or improve their leadership skills.**



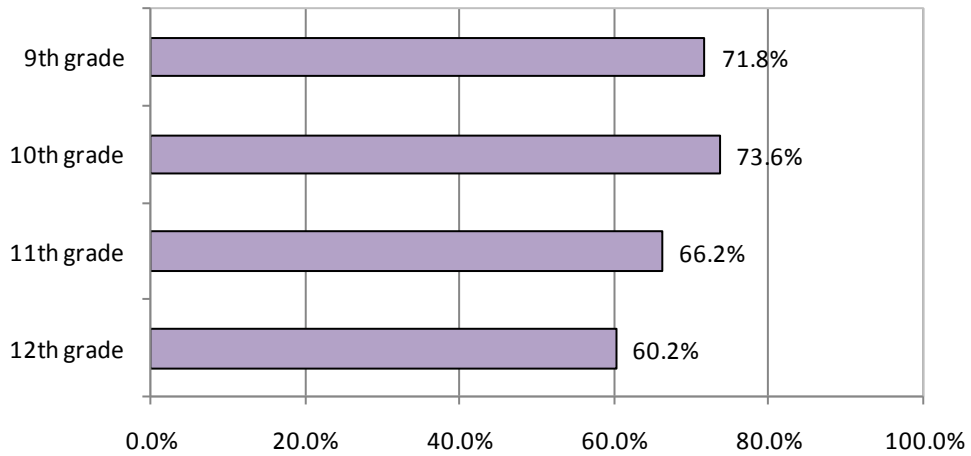
Base: 216 high school educators



**Demographics**

More than seventy percent of high school educators teach ninth (71.8%) and tenth grade (73.6%), followed by eleventh (66.2%) and twelfth (60.2%) grades.

**What grade do you teach?**



Base: 216 high school educators

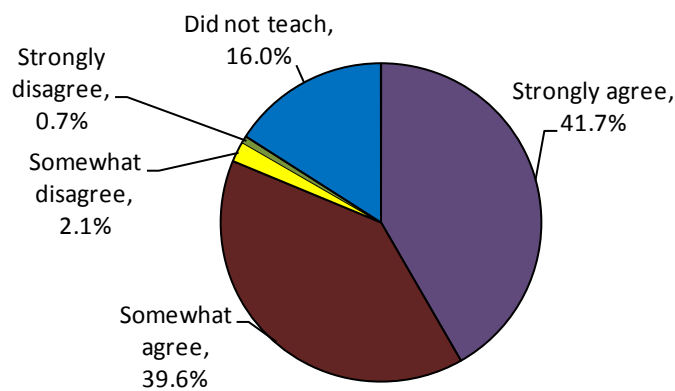
Note: Percentages will add up to more than 100 percent due to multiple responses.

## Special Needs Program Evaluation

### Program Outcomes Evaluation

More than 80 percent (81.3%) of special needs educators strongly (41.7%) to somewhat (39.6%) agree that because of the safety lessons, their students are better able to avoid common household hazards and dangers. Few somewhat (2.1%) or strongly disagree (0.7%). More than 10 percent (16.0%) of educators indicate the lesson plans they use did not include this outcome.

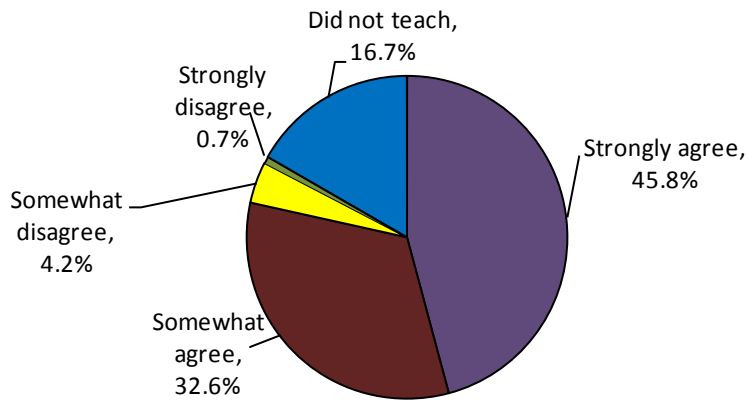
#### **Because of the safety lessons, my students are better able to avoid common household hazards and dangers.**



Base: 144 special needs educators

More than three-fourths (78.4%) of special needs educators agree the safety lessons have increased their students' knowledge of what to do if they become lost. Nearly five percent (4.9%) disagree; more than 10 percent (16.7%) indicate they did not use the lesson plan that contained this outcome.

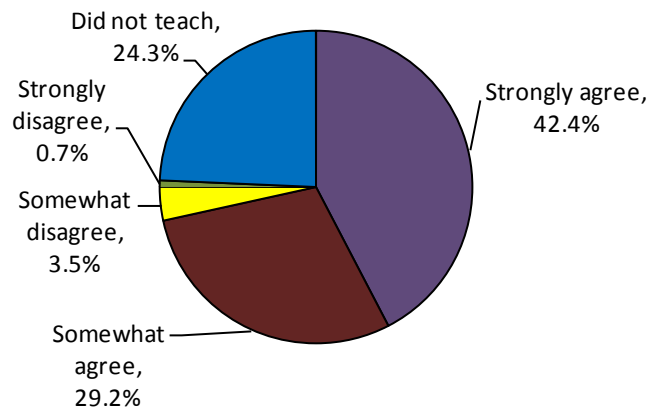
**The safety lessons have increased my students' knowledge of what to do if they become lost.**



Base: 144 special needs educators

More than 40 percent (42.4%) of special needs educators strongly agree and nearly 30 percent (29.2%) somewhat agree the pedestrian safety lesson helped their students improve skills such as how to cross the street safely and to recognize traffic signs. Fewer somewhat (3.5%) or strongly disagree (0.7%). Nearly one-fourth (24.3%) indicate they did not use the lesson plan related to pedestrian safety in their classroom.

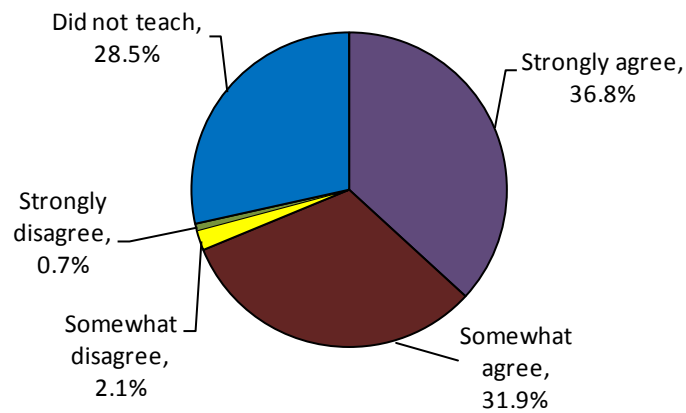
**The pedestrian safety lesson helped my students improve skills such as how to cross the street safely and to recognize traffic signs.**



Base: 144 special needs educators

Two-thirds of special needs educators strongly (36.8%) or somewhat (31.9%) agree the calendar lessons have helped improve their students' ability to follow the daily classroom routine. Very few somewhat (2.1%) or strongly disagree (0.7%) the lessons develop this outcome. Almost 30 percent (28.5%), however, indicate they did not teach this lesson to their students.

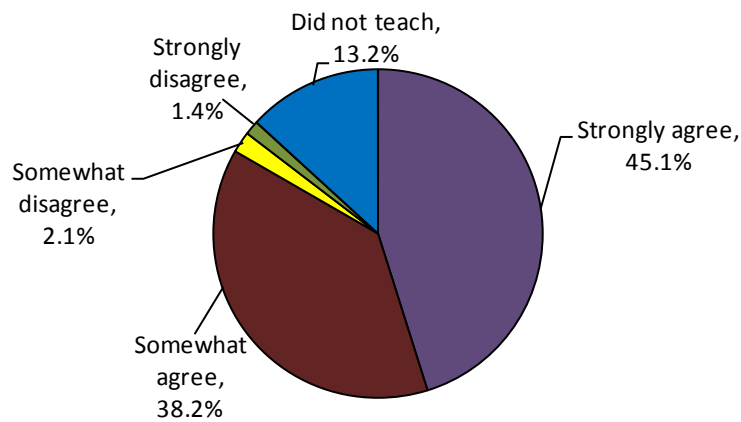
**The calendar lessons have helped improve my students' ability to follow the daily classroom routine.**



Base: 144 special needs educators

More than eight of 10 (83.3%) of special needs educators strongly (45.1%) to somewhat (38.2%) agree the self concept lessons have helped their students improve their ability to identify their basic emotions. Less than five percent (3.5%) of educators somewhat (2.1%) or strongly (1.4%) disagree the lessons deliver this outcome. Similar to other lessons, more than 10 percent (13.2%) indicate they did not teach this lesson to their students.

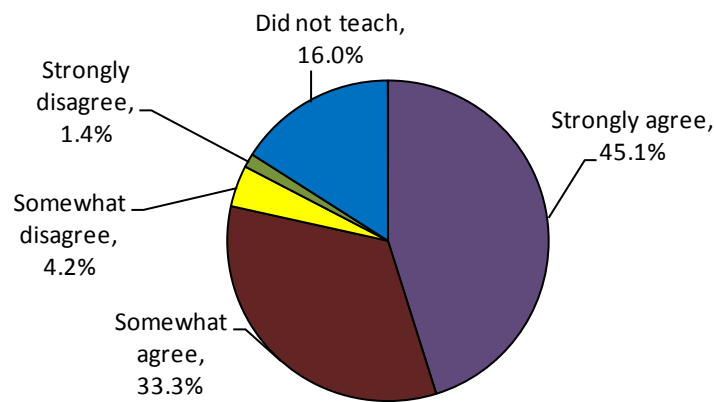
**The self concept lessons have helped my students improve their ability to identify their basic emotions.**



Base: 144 special needs educators

Almost 80 percent (78.4%) of special needs educators strongly (45.1%) or somewhat (33.3%) agree the self concept lessons have helped their students improve their ability to identify positive personality traits in themselves and in others. Fewer educators somewhat (4.2%) or strongly disagree (1.4%) the students receive this outcome. More than 10 percent (16.0%) indicate they did not use this lesson with their students.

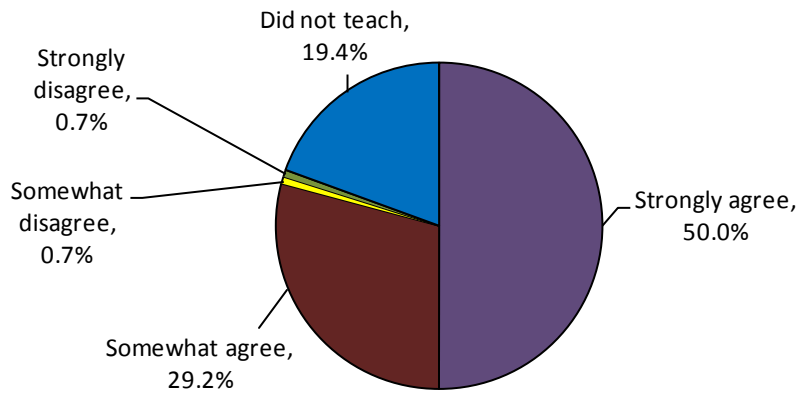
**The self concept lessons have helped my students improve their ability to identify positive personality traits in themselves and others.**



Base: 144 special needs educators

Nearly 80 percent (79.2%) of special needs educators agree the grooming lessons have improved their students' skills for taking care of themselves, including one-half (50.0%) who strongly agree. Very few somewhat or strongly disagree (0.7% each) the lessons develop this outcome. Nearly 20 percent (19.4%) indicate they did not use this lesson with their students.

**The grooming lessons have improved my students' skills for taking care of themselves, such as washing their hands and brushing their teeth.**

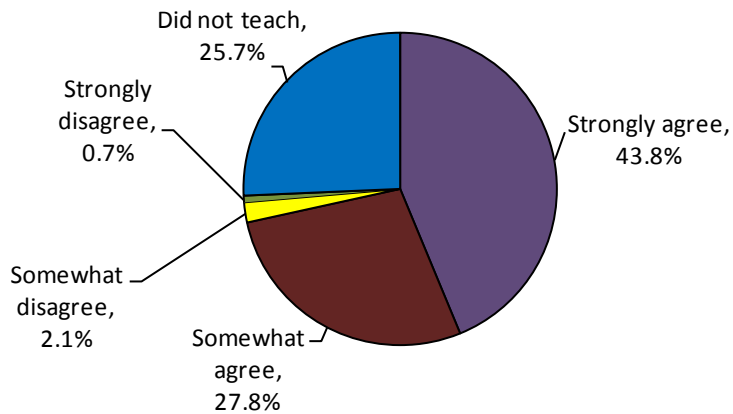


Base: 144 special needs educators



More than 70 percent (71.6%) of special needs educators strongly (43.8%) or somewhat (27.8%) agree the clothing lessons have helped their students improve their ability to choose clothing to wear that is appropriate for different situations. While more than one-fourth (25.7%) indicate they did not teach this lesson to their students, very few somewhat (2.1%) or strongly (0.7%) disagree the lesson delivers this outcome.

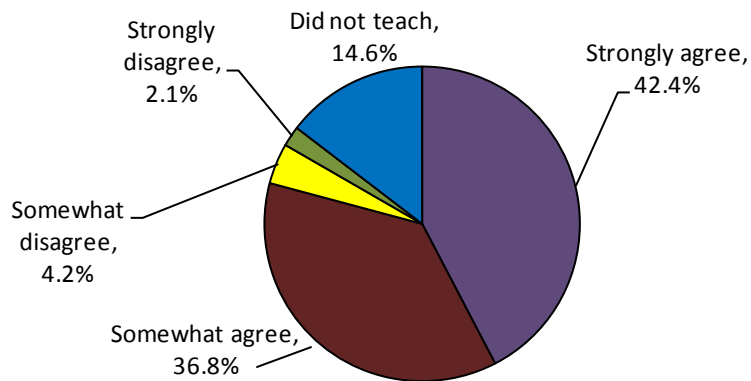
**The clothing lessons have helped my students improve their ability to choose clothing to wear that is appropriate for different situations.**



Base: 144 special needs educators

Nearly 80 percent (79.2%) of special needs educators strongly (42.4%) or somewhat (36.8%) agree the lessons have helped their students improve their ability to recognize and handle anger in healthy ways. Less than 10 percent (6.3%) somewhat (4.2%) or strongly (2.1%) disagree the lesson delivers this outcome. More than 10 percent (14.6%) indicate they did not teach this lesson to their students.

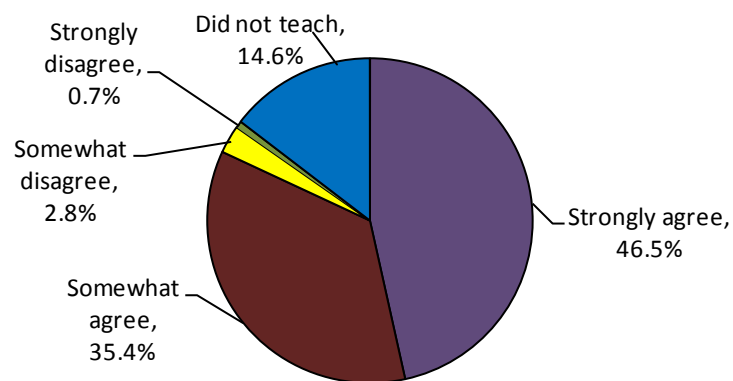
**The lessons have helped my students improve their ability to recognize and handle anger in healthy ways.**



Base: 144 special needs educators

More than eight of 10 (81.9%) special needs educators agree that through the nutrition lessons their students have improved their ability to recognize and appreciate healthy foods, including 46.5 percent who strongly agree. Fewer somewhat (2.8%) or strongly (0.7%) disagree that the lessons have improved their students' ability to recognize and appreciate healthy foods. More than 10 percent (14.6%) indicate they did not teach this lesson to their students.

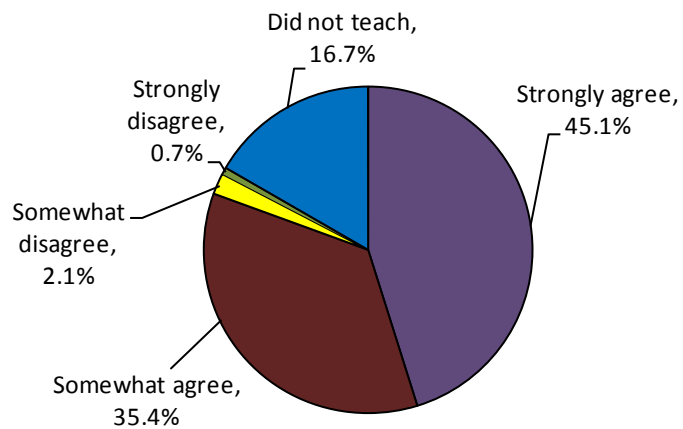
**Through the nutrition lessons my students have improved their ability to recognize and appreciate healthy foods.**



Base: 144 special needs educators

Eighty percent (80.5%) of special needs educators strongly (45.1%) or somewhat (35.4%) agree the wellness lessons have helped increase their students' understanding of the importance of exercise; few disagree (3.4%) the lessons deliver this outcome. Similar to other lessons, more than 10 percent (16.7%) indicate they did not teach these lessons to their students.

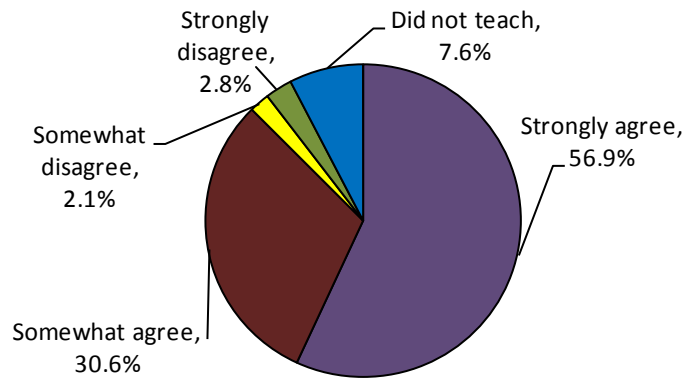
**The wellness lessons have helped increase my students' understanding of the importance of exercise.**



Base: 144 special needs educators

Almost nine of 10 (87.5%) of special needs educators agree the lessons are helping their students build self-esteem, including 56.9 percent who strongly agree. Nearly five percent (4.9%) somewhat (2.1%) or strongly (2.8%) disagree these lessons deliver this outcome. Compared to other lessons, fewer (7.6%) educators indicate they did not teach this lesson to their students.

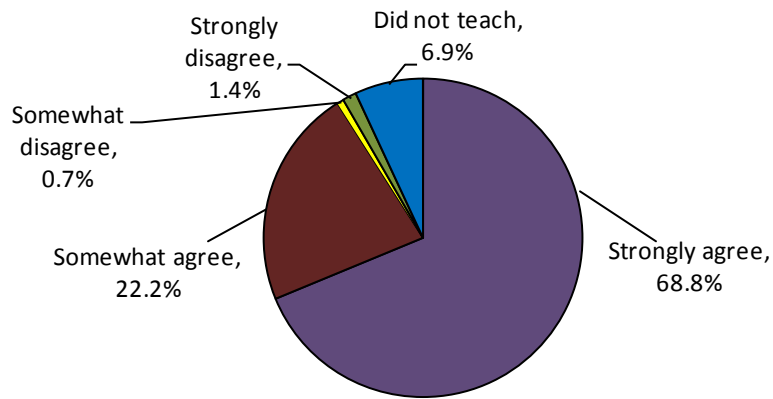
**The lessons are helping my students build self-esteem.**



Base: 144 special needs educators

More than nine of 10 (91.0%) special needs educators strongly (68.8%) or somewhat (22.2%) agree the lessons provide fun ways to learn important skills. Very few (2.1%) somewhat (0.7%) or strongly (1.4%) disagree the lesson develops this outcome; less than 10 percent (6.9%) indicate they did not teach this lesson to their students.

**The lessons provide fun ways to learn important skills.**



Base: 144 special needs educators

## **APPENDIX I – QUESTIONNAIRE**





LFL ELEMENTARY PROGRAM OUTCOMES

**[INVITATION]**

Dear teacher:

To help us determine how well the Learning for Life curriculum is meeting your needs, please answer the following questions.

What grade do you teach? **[SELECT ALL THAT APPLY]**

- Early childhood
- Kindergarten
- First grade
- Second grade
- Third grade
- Fourth grade
- Fifth grade
- Sixth grade

Please rate the extent you agree with the following statements about the Learning for Life program.

**[SELECT ONE]**

	<b>STRONGLY AGREE</b>	<b>SOMEWHAT AGREE</b>	<b>SOMEWHAT DISAGREE</b>	<b>STRONGLY DISAGREE</b>	<b>NOT APPLICABLE</b>
Learning for Life’s lessons and activities are age-appropriate.	<input type="radio"/>	<input type="radio"/>	<input type="radio"/>	<input type="radio"/>	<input type="radio"/>
Learning for Life helps children improve their relationship with adults.	<input type="radio"/>	<input type="radio"/>	<input type="radio"/>	<input type="radio"/>	<input type="radio"/>
Learning for Life’s activities are grade-specific.	<input type="radio"/>	<input type="radio"/>	<input type="radio"/>	<input type="radio"/>	<input type="radio"/>
The lessons and activities help children learn to be more responsible.	<input type="radio"/>	<input type="radio"/>	<input type="radio"/>	<input type="radio"/>	<input type="radio"/>
The program provides activities that interest the children in your class.	<input type="radio"/>	<input type="radio"/>	<input type="radio"/>	<input type="radio"/>	<input type="radio"/>
The lessons effectively teach the concepts of laws and justice.	<input type="radio"/>	<input type="radio"/>	<input type="radio"/>	<input type="radio"/>	<input type="radio"/>
The lessons help children to respect those of different ethnic and cultural backgrounds.	<input type="radio"/>	<input type="radio"/>	<input type="radio"/>	<input type="radio"/>	<input type="radio"/>
Learning for Life teaches children the skills they need to resist negative peer pressure.	<input type="radio"/>	<input type="radio"/>	<input type="radio"/>	<input type="radio"/>	<input type="radio"/>

	<b>STRONGLY AGREE</b>	<b>SOMEWHAT AGREE</b>	<b>SOMEWHAT DISAGREE</b>	<b>STRONGLY DISAGREE</b>	<b>NOT APPLICABLE</b>
Learning for Life helps children develop skills to manage day-to-day challenges.	<input type="radio"/>	<input type="radio"/>	<input type="radio"/>	<input type="radio"/>	<input type="radio"/>
Learning for Life helps children build self-esteem.	<input type="radio"/>	<input type="radio"/>	<input type="radio"/>	<input type="radio"/>	<input type="radio"/>
The lessons and activities help children to develop their creativity.	<input type="radio"/>	<input type="radio"/>	<input type="radio"/>	<input type="radio"/>	<input type="radio"/>
Learning for Life provides fun ways for the children to learn new things.	<input type="radio"/>	<input type="radio"/>	<input type="radio"/>	<input type="radio"/>	<input type="radio"/>
The lessons and activities help children to learn to get along better with each other.	<input type="radio"/>	<input type="radio"/>	<input type="radio"/>	<input type="radio"/>	<input type="radio"/>
Learning for Life helps create a fun learning environment.	<input type="radio"/>	<input type="radio"/>	<input type="radio"/>	<input type="radio"/>	<input type="radio"/>

What is the zip code for your school? \_\_\_\_\_

Thank you for taking the survey.

LFL 7<sup>th</sup> and 8<sup>th</sup> PROGRAM OUTCOMES

**[INVITATION]**

Dear teacher:

To help us determine how well the Learning for Life curriculum is meeting your needs, please answer the following questions.

What grade do you teach? **[SELECT ALL THAT APPLY]**

Seventh grade

Eighth grade

Please rate the extent you agree with the following statements about the Learning for Life program.

**[SELECT ONE]**

	<b>STRONGLY AGREE</b>	<b>SOMEWHAT AGREE</b>	<b>SOMEWHAT DISAGREE</b>	<b>STRONGLY DISAGREE</b>	<b>NOT APPLICABLE</b>
The community speakers help the students learn about the opportunities available to them.	<input type="radio"/>	<input type="radio"/>	<input type="radio"/>	<input type="radio"/>	<input type="radio"/>
It helps the school provide a caring, encouraging environment.	<input type="radio"/>	<input type="radio"/>	<input type="radio"/>	<input type="radio"/>	<input type="radio"/>
The speakers are a positive influence on the students.	<input type="radio"/>	<input type="radio"/>	<input type="radio"/>	<input type="radio"/>	<input type="radio"/>
It helps students develop a sense of personal responsibility.	<input type="radio"/>	<input type="radio"/>	<input type="radio"/>	<input type="radio"/>	<input type="radio"/>
The resources help to teach interpersonal skills.	<input type="radio"/>	<input type="radio"/>	<input type="radio"/>	<input type="radio"/>	<input type="radio"/>
The lesson plans help the students realize that they have control over what happens to them.	<input type="radio"/>	<input type="radio"/>	<input type="radio"/>	<input type="radio"/>	<input type="radio"/>
It helps enhance the students' self-esteem.	<input type="radio"/>	<input type="radio"/>	<input type="radio"/>	<input type="radio"/>	<input type="radio"/>
It helps motivate the students to do well in school.	<input type="radio"/>	<input type="radio"/>	<input type="radio"/>	<input type="radio"/>	<input type="radio"/>
The personality exercise help the students learn more about themselves.	<input type="radio"/>	<input type="radio"/>	<input type="radio"/>	<input type="radio"/>	<input type="radio"/>
It helps the students develop the desire to serve in the community.	<input type="radio"/>	<input type="radio"/>	<input type="radio"/>	<input type="radio"/>	<input type="radio"/>

	<b>STRONGLY AGREE</b>	<b>SOMEWHAT AGREE</b>	<b>SOMEWHAT DISAGREE</b>	<b>STRONGLY DISAGREE</b>	<b>NOT APPLICABLE</b>
The personality exercises help the students understand others better.	<input type="radio"/>	<input type="radio"/>	<input type="radio"/>	<input type="radio"/>	<input type="radio"/>
It gives students strategies to resolve conflicts without violence.	<input type="radio"/>	<input type="radio"/>	<input type="radio"/>	<input type="radio"/>	<input type="radio"/>
The lessons and exercises help the students to understand and appreciate those from different cultural, ethnic, or racial backgrounds.	<input type="radio"/>	<input type="radio"/>	<input type="radio"/>	<input type="radio"/>	<input type="radio"/>
Learning for Life helps students learn about setting personal goals.	<input type="radio"/>	<input type="radio"/>	<input type="radio"/>	<input type="radio"/>	<input type="radio"/>

What is the zip code for your school? \_\_\_\_\_

Thank you for taking the survey.

LFL HIGH SCHOOL PROGRAM OUTCOMES

**[INVITATION]**

Dear teacher:

To help us determine how well the Learning for Life curriculum is meeting your needs, please answer the following questions.

What grade do you teach? **[SELECT ALL THAT APPLY]**

Ninth grade

Tenth grade

Eleventh grade

Twelfth grade

Please rate the extent you agree with the following statements about the Learning for Life program.

**[SELECT ONE]**

	STRONGLY AGREE	SOMEWHAT AGREE	SOMEWHAT DISAGREE	STRONGLY DISAGREE	NOT APPLICABLE
The workshops and activities help students improve their communication skills.	<input type="radio"/>	<input type="radio"/>	<input type="radio"/>	<input type="radio"/>	<input type="radio"/>
The guest presenters are people the students can look up to.	<input type="radio"/>	<input type="radio"/>	<input type="radio"/>	<input type="radio"/>	<input type="radio"/>
Learning for Life helps enhance the classroom atmosphere of caring.	<input type="radio"/>	<input type="radio"/>	<input type="radio"/>	<input type="radio"/>	<input type="radio"/>
The workshops and activities actively engage the students in learning.	<input type="radio"/>	<input type="radio"/>	<input type="radio"/>	<input type="radio"/>	<input type="radio"/>
The workshops give the students an understanding of what is necessary to achieve success in the professional world.	<input type="radio"/>	<input type="radio"/>	<input type="radio"/>	<input type="radio"/>	<input type="radio"/>
The workshops teach skills for handling peer pressure.	<input type="radio"/>	<input type="radio"/>	<input type="radio"/>	<input type="radio"/>	<input type="radio"/>
The workshops help increase self-esteem.	<input type="radio"/>	<input type="radio"/>	<input type="radio"/>	<input type="radio"/>	<input type="radio"/>
The workshops help the students understand the importance of being honest and ethical in their careers.	<input type="radio"/>	<input type="radio"/>	<input type="radio"/>	<input type="radio"/>	<input type="radio"/>
The workshops teach skills for resolving conflicts.	<input type="radio"/>	<input type="radio"/>	<input type="radio"/>	<input type="radio"/>	<input type="radio"/>

	<b>STRONGLY AGREE</b>	<b>SOMEWHAT AGREE</b>	<b>SOMEWHAT DISAGREE</b>	<b>STRONGLY DISAGREE</b>	<b>NOT APPLICABLE</b>
The workshops help the students be more comfortable with people from different cultural, racial, and ethnic backgrounds.	<input type="radio"/>	<input type="radio"/>	<input type="radio"/>	<input type="radio"/>	<input type="radio"/>
The workshops and activities help the students learn how to set goals and make plans for the future.	<input type="radio"/>	<input type="radio"/>	<input type="radio"/>	<input type="radio"/>	<input type="radio"/>
The workshops and activities have helped the students gain or improve their leadership skills.	<input type="radio"/>	<input type="radio"/>	<input type="radio"/>	<input type="radio"/>	<input type="radio"/>

What is the zip code for your school? \_\_\_\_\_

Thank you for taking the survey.

LFL SPECIAL NEEDS PROGRAM OUTCOMES

**[INVITATION]**

Dear teacher:

To help us determine how well the Learning for Life curriculum is meeting your needs, please answer the following questions.

Taking the ability level of your special needs students into account, please rate the extent you agree with the following statements about the Learning for Life program. **[SELECT ONE]**

	<b>STRONGLY AGREE</b>	<b>SOMEWHAT AGREE</b>	<b>SOMEWHAT DISAGREE</b>	<b>STRONGLY DISAGREE</b>	<b>DID NOT TEACH</b>
Because of the safety lessons, my students are better able to avoid common household hazards and dangers.	<input type="radio"/>	<input type="radio"/>	<input type="radio"/>	<input type="radio"/>	<input type="radio"/>
The safety lessons have increased my students' knowledge of what to do if they become lost.	<input type="radio"/>	<input type="radio"/>	<input type="radio"/>	<input type="radio"/>	<input type="radio"/>
The pedestrian safety lesson helped my students improve skills such as how to cross the street safely and to recognize traffic signs.	<input type="radio"/>	<input type="radio"/>	<input type="radio"/>	<input type="radio"/>	<input type="radio"/>
The calendar lessons have helped improve my students' ability to follow the daily classroom routine.	<input type="radio"/>	<input type="radio"/>	<input type="radio"/>	<input type="radio"/>	<input type="radio"/>
The self concept lessons have helped my students improve the ability to identify their basic emotions.	<input type="radio"/>	<input type="radio"/>	<input type="radio"/>	<input type="radio"/>	<input type="radio"/>
The self concept lessons have helped my students improve their ability to identify positive personality traits in themselves and others.	<input type="radio"/>	<input type="radio"/>	<input type="radio"/>	<input type="radio"/>	<input type="radio"/>
The grooming lessons have improved my students' skills for taking care of themselves, such as washing their hands and brushing their teeth.	<input type="radio"/>	<input type="radio"/>	<input type="radio"/>	<input type="radio"/>	<input type="radio"/>

	<b>STRONGLY AGREE</b>	<b>SOMEWHAT AGREE</b>	<b>SOMEWHAT DISAGREE</b>	<b>STRONGLY DISAGREE</b>	<b>DID NOT TEACH</b>
The clothing lessons have helped my students improve their ability to choose clothing to wear that is appropriate for different situations.	<input type="radio"/>	<input type="radio"/>	<input type="radio"/>	<input type="radio"/>	<input type="radio"/>
The lessons have helped my students improve their ability to recognize and handle anger in healthy ways.	<input type="radio"/>	<input type="radio"/>	<input type="radio"/>	<input type="radio"/>	<input type="radio"/>
Through the nutrition lessons my students have improved their ability to recognize and appreciate healthy foods.	<input type="radio"/>	<input type="radio"/>	<input type="radio"/>	<input type="radio"/>	<input type="radio"/>
The wellness lessons have helped increase my students' understanding of the importance of exercise.	<input type="radio"/>	<input type="radio"/>	<input type="radio"/>	<input type="radio"/>	<input type="radio"/>
The wellness lessons have helped increase my students' understanding of the need for proper rest.	<input type="radio"/>	<input type="radio"/>	<input type="radio"/>	<input type="radio"/>	<input type="radio"/>
The lessons are helping my students build self-esteem.	<input type="radio"/>	<input type="radio"/>	<input type="radio"/>	<input type="radio"/>	<input type="radio"/>
The lessons provide fun ways to learn important skills.	<input type="radio"/>	<input type="radio"/>	<input type="radio"/>	<input type="radio"/>	<input type="radio"/>

What is the zip code for your school? \_\_\_\_\_

Thank you for taking the survey.



## **APPENDIX II – SURVEY RESPONSES**



ZIP CODE	REG CODE	AREA	COUNCIL NUMBER	COUNCIL NAME	RESPONSE COUNT	TOTALS
36605	SR	1	4	Mobile Area	1	1
90011	WR	4	33	Los Angeles Area	6	
90039	WR	4	33	Los Angeles Area	11	17
92101	WR	6	49	San Diego-Imperial	1	
92104	WR	6	49	San Diego-Imperial	1	
92105	WR	6	49	San Diego-Imperial	5	
92110	WR	6	49	San Diego-Imperial	19	
92114	WR	6	49	San Diego-Imperial	8	
92115	WR	6	49	San Diego-Imperial	1	35
90404	WR	4	51	Western Los Angeles County	1	
91335	WR	4	51	Western Los Angeles County	1	
91605	WR	4	51	Western Los Angeles County	1	3
91352	WR	4	58	Verdugo Hills	1	1
81001	WR	5	63	Rocky Mountain	1	
81003	WR	5	63	Rocky Mountain	1	
81004	WR	5	63	Rocky Mountain	3	
81005	WR	5	63	Rocky Mountain	3	
81022	WR	5	63	Rocky Mountain	1	
81052	WR	5	63	Rocky Mountain	2	
81120	WR	5	63	Rocky Mountain	1	12
20020	NR	6	82	National Capital Area	1	
20706	NR	6	82	National Capital Area	1	
20720	NR	6	82	National Capital Area	1	3
32702	SR	4	83	Central Florida	2	
32703	SR	4	83	Central Florida	1	
32712	SR	4	83	Central Florida	21	
32804	SR	4	83	Central Florida	3	
32805	SR	4	83	Central Florida	11	
32807	SR	4	83	Central Florida	1	
32811	SR	4	83	Central Florida	1	
32819	SR	4	83	Central Florida	1	
32820	SR	4	83	Central Florida	1	
32822	SR	4	83	Central Florida	16	
32824	SR	4	83	Central Florida	2	
32825	SR	4	83	Central Florida	3	
32828	SR	4	83	Central Florida	1	
32829	SR	4	83	Central Florida	3	
32832	SR	4	83	Central Florida	2	
32835	SR	4	83	Central Florida	6	
32837	SR	4	83	Central Florida	4	
34761	SR	4	83	Central Florida	17	
34787	SR	4	83	Central Florida	11	107
33013	SR	4	84	South Florida	1	
33016	SR	4	84	South Florida	1	
33032	SR	4	84	South Florida	2	
33033	SR	4	84	South Florida	2	
33034	SR	4	84	South Florida	1	
33040	SR	4	84	South Florida	23	
33050	SR	4	84	South Florida	1	
33055	SR	4	84	South Florida	2	
33056	SR	4	84	South Florida	2	

ZIP CODE	REG CODE	AREA	COUNCIL NUMBER	COUNCIL NAME	RESPONSE COUNT	TOTALS
33127	SR	4	84	South Florida	1	
33143	SR	4	84	South Florida	1	
33150	SR	4	84	South Florida	5	
33157	SR	4	84	South Florida	6	
33161	SR	4	84	South Florida	1	
33167	SR	4	84	South Florida	1	
33169	SR	4	84	South Florida	1	
33179	SR	4	84	South Florida	1	
33187	SR	4	84	South Florida	1	53
33401	SR	4	85	Gulf Stream	1	
33411	SR	4	85	Gulf Stream	1	
33414	SR	4	85	Gulf Stream	1	
33437	SR	4	85	Gulf Stream	1	
33462	SR	4	85	Gulf Stream	1	
33463	SR	4	85	Gulf Stream	1	
33467	SR	4	85	Gulf Stream	1	7
33565	SR	4	86	Gulf Ridge	3	
33572	SR	4	86	Gulf Ridge	7	
33573	SR	4	86	Gulf Ridge	1	
33579	SR	4	86	Gulf Ridge	6	
33603	SR	4	86	Gulf Ridge	1	
33604	SR	4	86	Gulf Ridge	1	
33609	SR	4	86	Gulf Ridge	1	
33611	SR	4	86	Gulf Ridge	1	
33647	SR	4	86	Gulf Ridge	5	
34637	SR	4	86	Gulf Ridge	1	27
32065	SR	4	87	North Florida	1	
32148	SR	4	87	North Florida	6	
32177	SR	4	87	North Florida	3	
32205	SR	4	87	North Florida	1	
32206	SR	4	87	North Florida	7	
32208	SR	4	87	North Florida	5	
32209	SR	4	87	North Florida	4	
32210	SR	4	87	North Florida	6	
32211	SR	4	87	North Florida	2	
32218	SR	4	87	North Florida	1	
32221	SR	4	87	North Florida	2	
32244	SR	4	87	North Florida	2	
32246	SR	4	87	North Florida	1	
32254	SR	4	87	North Florida	5	
32257	SR	4	87	North Florida	1	
32258	SR	4	87	North Florida	1	48
33903	SR	4	88	Southwest Florida	10	
33905	SR	4	88	Southwest Florida	4	
33908	SR	4	88	Southwest Florida	6	
33909	SR	4	88	Southwest Florida	2	
33912	SR	4	88	Southwest Florida	2	
33914	SR	4	88	Southwest Florida	14	
33916	SR	4	88	Southwest Florida	5	
33919	SR	4	88	Southwest Florida	6	
33920	SR	4	88	Southwest Florida	5	

ZIP CODE	REG CODE	AREA	COUNCIL NUMBER	COUNCIL NAME	RESPONSE COUNT	TOTALS
33966	SR	4	88	Southwest Florida	1	
33967	SR	4	88	Southwest Florida	7	
33990	SR	4	88	Southwest Florida	1	
33991	SR	4	88	Southwest Florida	4	
33993	SR	4	88	Southwest Florida	1	
34135	SR	4	88	Southwest Florida	2	<b>70</b>
33770	SR	4	89	West Central Florida	2	
33774	SR	4	89	West Central Florida	1	
33782	SR	4	89	West Central Florida	1	
34653	SR	4	89	West Central Florida	1	<b>5</b>
30064	SR	9	92	Atlanta Area	1	
30080	SR	9	92	Atlanta Area	3	
30106	SR	9	92	Atlanta Area	1	
30143	SR	9	92	Atlanta Area	1	
30312	SR	9	92	Atlanta Area	1	
30314	SR	9	92	Atlanta Area	2	
30331	SR	9	92	Atlanta Area	1	<b>10</b>
30824	SR	5	93	Georgia-Carolina	1	<b>1</b>
62060	CR	3	114	Lewis & Clark	1	<b>1</b>
60623	CR	7	118	Chicago Area	1	<b>1</b>
60120	CR	7	127	Three Fires	2	
60506	CR	7	127	Three Fires	3	
60512	CR	7	127	Three Fires	1	<b>6</b>
60035	CR	7	129	Northeast Illinois	1	
60040	CR	7	129	Northeast Illinois	5	<b>6</b>
52806	CR	3	133	Illowa	1	<b>1</b>
61554	CR	3	138	W.D. Boyce	7	
61605	CR	3	138	W.D. Boyce	1	<b>8</b>
46113	CR	6	145	Hoosier Trails	1	<b>1</b>
47648	CR	6	156	Buffalo Trace	1	<b>1</b>
46011	CR	6	160	Crossroads of America	5	
46052	CR	6	160	Crossroads of America	2	
46112	CR	6	160	Crossroads of America	2	
46131	CR	6	160	Crossroads of America	4	
46140	CR	6	160	Crossroads of America	1	
46184	CR	6	160	Crossroads of America	1	
46201	CR	6	160	Crossroads of America	23	
46202	CR	6	160	Crossroads of America	2	
46203	CR	6	160	Crossroads of America	67	
46205	CR	6	160	Crossroads of America	7	
46208	CR	6	160	Crossroads of America	19	
46214	CR	6	160	Crossroads of America	1	
46217	CR	6	160	Crossroads of America	4	
46218	CR	6	160	Crossroads of America	5	
46219	CR	6	160	Crossroads of America	1	
46220	CR	6	160	Crossroads of America	1	
46221	CR	6	160	Crossroads of America	5	
46222	CR	6	160	Crossroads of America	8	
46224	CR	6	160	Crossroads of America	1	
46226	CR	6	160	Crossroads of America	38	
46227	CR	6	160	Crossroads of America	20	

ZIP CODE	REG CODE	AREA	COUNCIL NUMBER	COUNCIL NAME	RESPONSE COUNT	TOTALS
46228	CR	6	160	Crossroads of America	10	
46229	CR	6	160	Crossroads of America	3	
46235	CR	6	160	Crossroads of America	2	
46236	CR	6	160	Crossroads of America	1	
46237	CR	6	160	Crossroads of America	6	
46239	CR	6	160	Crossroads of America	4	
46240	CR	6	160	Crossroads of America	6	
46241	CR	6	160	Crossroads of America	1	
46256	CR	6	160	Crossroads of America	4	
46260	CR	6	160	Crossroads of America	1	
46268	CR	6	160	Crossroads of America	4	
47012	CR	6	160	Crossroads of America	3	
47302	CR	6	160	Crossroads of America	1	
47331	CR	6	160	Crossroads of America	1	
47362	CR	6	160	Crossroads of America	13	
47374	CR	6	160	Crossroads of America	1	
47386	CR	6	160	Crossroads of America	1	
47802	CR	6	160	Crossroads of America	2	
47874	CR	6	160	Crossroads of America	1	
47933	CR	6	160	Crossroads of America	1	<b>283</b>
46530	CR	6	165	La Salle	1	<b>1</b>
21037	NR	6	220	Baltimore Area	1	
21046	NR	6	220	Baltimore Area	1	
21131	NR	6	220	Baltimore Area	1	
21211	NR	6	220	Baltimore Area	1	
21217	NR	6	220	Baltimore Area	1	
21218	NR	6	220	Baltimore Area	1	
21222	NR	6	220	Baltimore Area	1	
21223	NR	6	220	Baltimore Area	3	
21401	NR	6	220	Baltimore Area	1	<b>11</b>
48601	CR	2	265	Lake Huron Area	1	<b>1</b>
49022	CR	2	270	Southwest Michigan	6	<b>6</b>
48207	CR	2	272	Great Lakes	2	<b>2</b>
64501	CR	5	311	Pony Express	1	
64506	CR	5	311	Pony Express	1	<b>2</b>
63104	CR	3	312	Greater St. Louis Area	2	
63106	CR	3	312	Greater St. Louis Area	5	
63107	CR	3	312	Greater St. Louis Area	11	
63110	CR	3	312	Greater St. Louis Area	4	
63116	CR	3	312	Greater St. Louis Area	2	
63121	CR	3	312	Greater St. Louis Area	1	
63136	CR	3	312	Greater St. Louis Area	1	
63138	CR	3	312	Greater St. Louis Area	1	
63139	CR	3	312	Greater St. Louis Area	5	
63147	CR	3	312	Greater St. Louis Area	3	<b>35</b>
03034	NR	1	330	Daniel Webster	1	<b>1</b>
07024	NR	7	333	Northern New Jersey	7	
07103	NR	7	333	Northern New Jersey	2	
07104	NR	7	333	Northern New Jersey	1	
07105	NR	7	333	Northern New Jersey	3	
07112	NR	7	333	Northern New Jersey	1	

ZIP CODE	REG CODE	AREA	COUNCIL NUMBER	COUNCIL NAME	RESPONSE COUNT	TOTALS
07503	NR	7	333	Northern New Jersey	1	
07512	NR	7	333	Northern New Jersey	3	<b>18</b>
10552	NR	7	388	Westchester-Putnam	1	
10701	NR	7	388	Westchester-Putnam	1	<b>2</b>
13335	NR	3	393	Otschodela	1	
13796	NR	3	393	Otschodela	1	
13820	NR	3	393	Otschodela	1	<b>3</b>
11772	NR	7	404	Suffolk County	1	
11796	NR	7	404	Suffolk County	1	<b>2</b>
28021	SR	5	420	Piedmont	2	
28043	SR	5	420	Piedmont	1	
28150	SR	5	420	Piedmont	1	
28601	SR	5	420	Piedmont	1	
28610	SR	5	420	Piedmont	1	
28613	SR	5	420	Piedmont	1	<b>7</b>
28341	SR	7	424	Tuscarora	1	<b>1</b>
27012	SR	7	427	Old Hickory	2	
27017	SR	7	427	Old Hickory	3	
27030	SR	7	427	Old Hickory	1	
27105	SR	7	427	Old Hickory	1	
27106	SR	7	427	Old Hickory	1	<b>8</b>
58237	CR	1	429	Northern Lights	1	<b>1</b>
45011	CR	6	438	Dan Beard	9	
45013	CR	6	438	Dan Beard	1	
45205	CR	6	438	Dan Beard	4	
45231	CR	6	438	Dan Beard	3	
45232	CR	6	438	Dan Beard	1	
45240	CR	6	438	Dan Beard	1	<b>19</b>
44104	CR	4	440	Greater Cleveland	2	
44105	CR	4	440	Greater Cleveland	1	
44109	CR	4	440	Greater Cleveland	1	<b>4</b>
44883	CR	6	449	Black Swamp Area	1	<b>1</b>
73020	SR	8	480	Last Frontier	3	
73054	SR	8	480	Last Frontier	1	
73110	SR	8	480	Last Frontier	1	
73111	SR	8	480	Last Frontier	9	
73117	SR	8	480	Last Frontier	1	
73150	SR	8	480	Last Frontier	1	<b>16</b>
74104	SR	8	488	Indian Nations	7	
74106	SR	8	488	Indian Nations	2	
74107	SR	8	488	Indian Nations	5	
74110	SR	8	488	Indian Nations	1	
74115	SR	8	488	Indian Nations	4	
74126	SR	8	488	Indian Nations	2	
74127	SR	8	488	Indian Nations	1	
74129	SR	8	488	Indian Nations	7	
74130	SR	8	488	Indian Nations	2	
74136	SR	8	488	Indian Nations	5	
74437	SR	8	488	Indian Nations	2	
74447	SR	8	488	Indian Nations	14	
74859	SR	8	488	Indian Nations	1	<b>53</b>

ZIP CODE	REG CODE	AREA	COUNCIL NUMBER	COUNCIL NAME	RESPONSE COUNT	TOTALS
97502	WR	1	491	Crater Lake	1	
97504	WR	1	491	Crater Lake	1	2
15851	NR	4	509	Bucktail	1	1
15417	NR	4	512	Westmoreland-Fayette	1	
15436	NR	4	512	Westmoreland-Fayette	1	
15461	NR	4	512	Westmoreland-Fayette	1	
15601	NR	4	512	Westmoreland-Fayette	2	
15612	NR	4	512	Westmoreland-Fayette	1	
15637	NR	4	512	Westmoreland-Fayette	1	
15650	NR	4	512	Westmoreland-Fayette	1	
15679	NR	4	512	Westmoreland-Fayette	2	
15683	NR	4	512	Westmoreland-Fayette	1	11
19022	NR	5	525	Cradle of Liberty	2	2
19382	NR	6	539	Chester County	1	1
29605	SR	5	551	Blue Ridge	1	
29650	SR	5	551	Blue Ridge	1	2
38125	SR	6	558	Chickasaw	1	
38141	SR	6	558	Chickasaw	5	6
78704	SR	3	564	Capitol Area	1	
78728	SR	3	564	Capitol Area	1	
78751	SR	3	564	Capitol Area	14	16
79761	SR	3	567	Buffalo Trail	1	1
75206	SR	2	571	Circle Ten	1	
75217	SR	2	571	Circle Ten	2	
75220	SR	2	571	Circle Ten	1	
75241	SR	2	571	Circle Ten	1	
75253	SR	2	571	Circle Ten	1	6
77518	SR	3	574	Bay Area	1	
77568	SR	3	574	Bay Area	3	
77590	SR	3	574	Bay Area	11	15
77023	SR	3	576	Sam Houston Area	1	
77028	SR	3	576	Sam Houston Area	1	
77050	SR	3	576	Sam Houston Area	2	
77054	SR	3	576	Sam Houston Area	1	
77073	SR	3	576	Sam Houston Area	1	
77090	SR	3	576	Sam Houston Area	3	
77373	SR	3	576	Sam Houston Area	1	10
78363	SR	3	577	South Texas	30	
78385	SR	3	577	South Texas	5	
78412	SR	3	577	South Texas	2	
78414	SR	3	577	South Texas	1	
78415	SR	3	577	South Texas	12	
78416	SR	3	577	South Texas	1	51
78207	SR	3	583	Alamo Area	2	
78211	SR	3	583	Alamo Area	6	
78212	SR	3	583	Alamo Area	2	
78213	SR	3	583	Alamo Area	1	
78214	SR	3	583	Alamo Area	1	
78224	SR	3	583	Alamo Area	3	
78226	SR	3	583	Alamo Area	3	
78237	SR	3	583	Alamo Area	1	



ZIP CODE	REG CODE	AREA	COUNCIL NUMBER	COUNCIL NAME	RESPONSE COUNT	TOTALS
78238	SR	3	583	Alamo Area	2	
78242	SR	3	583	Alamo Area	25	
78250	SR	3	583	Alamo Area	1	<b>47</b>
71801	SR	2	584	Caddo Area	1	
75503	SR	2	584	Caddo Area	1	<b>2</b>
75640	SR	2	585	East Texas Area	2	
75701	SR	2	585	East Texas Area	1	
75702	SR	2	585	East Texas Area	1	
75791	SR	2	585	East Texas Area	1	<b>5</b>
76310	SR	2	587	Northwest Texas	1	<b>1</b>
84018	WR	2	589	Trapper Trails	1	<b>1</b>
84092	WR	2	590	Great Salt Lake	1	
84107	WR	2	590	Great Salt Lake	8	
84115	WR	2	590	Great Salt Lake	6	
84118	WR	2	590	Great Salt Lake	16	
84119	WR	2	590	Great Salt Lake	7	
84128	WR	2	590	Great Salt Lake	2	<b>40</b>
84057	WR	2	591	Utah National Parks	10	
84511	WR	2	591	Utah National Parks	2	
84531	WR	2	591	Utah National Parks	1	
84601	WR	2	591	Utah National Parks	9	
84604	WR	2	591	Utah National Parks	4	
84606	WR	2	591	Utah National Parks	1	
84663	WR	2	591	Utah National Parks	1	
84770	WR	2	591	Utah National Parks	1	<b>29</b>
24012	SR	7	599	Blue Ridge Mountains	1	<b>1</b>
53205	CR	3	629	Milwaukee County	1	
53208	CR	3	629	Milwaukee County	2	
53218	CR	3	629	Milwaukee County	6	
53224	CR	3	629	Milwaukee County	2	<b>11</b>
53073	CR	1	635	Bay-Lakes	1	<b>1</b>
10452	NR	7	640	Greater New York	1	
10460	NR	7	640	Greater New York	1	
10464	NR	7	640	Greater New York	2	
11102	NR	7	640	Greater New York	10	
11103	NR	7	640	Greater New York	1	
11213	NR	7	640	Greater New York	1	
11215	NR	7	640	Greater New York	3	
11237	NR	7	640	Greater New York	2	
11238	NR	7	640	Greater New York	1	
11374	NR	7	640	Greater New York	1	
11377	NR	7	640	Greater New York	3	<b>26</b>
53188	CR	3	651	Potawatomi Area	2	
53189	CR	3	651	Potawatomi Area	1	<b>3</b>
32308	SR	4	664	Suwannee River Area	1	
32310	SR	4	664	Suwannee River Area	1	
32321	SR	4	664	Suwannee River Area	5	
32334	SR	4	664	Suwannee River Area	1	
32347	SR	4	664	Suwannee River Area	1	
32359	SR	4	664	Suwannee River Area	1	<b>10</b>
99780	WR	1	696	Midnight Sun	1	<b>1</b>

<b>ZIP CODE</b>	<b>REG CODE</b>	<b>AREA</b>	<b>COUNCIL NUMBER</b>	<b>COUNCIL NAME</b>	<b>RESPONSE COUNT</b>	<b>TOTALS</b>
60056	CR	7	751	Northwest Suburban	2	
60074	CR	7	751	Northwest Suburban	1	
60169	CR	7	751	Northwest Suburban	1	<b>4</b>
32504	SR	1	773	Gulf Coast	1	
32505	SR	1	773	Gulf Coast	1	
32526	SR	1	773	Gulf Coast	3	<b>5</b>
				undetermined	14	<b>14</b>

**1,227**

ZIP CODE	REG CODE	AREA	COUNCIL NUMBER	COUNCIL NAME	RESPONSE COUNT	TOTALS
36606	SR	1	4	Mobile Area	1	
36607	SR	1	4	Mobile Area	2	3
91942	WR	6	49	San Diego-Imperial	1	
92105	WR	6	49	San Diego-Imperial	1	
92110	WR	6	49	San Diego-Imperial	2	
92114	WR	6	49	San Diego-Imperial	5	
92116	WR	6	49	San Diego-Imperial	1	
92130	WR	6	49	San Diego-Imperial	1	11
90404	WR	4	51	Western Los Angeles County	1	1
81001	WR	5	63	Rocky Mountain	2	
81003	WR	5	63	Rocky Mountain	1	
81004	WR	5	63	Rocky Mountain	1	
81005	WR	5	63	Rocky Mountain	3	7
27028	SR	7	70	Old North State	1	1
33015	SR	4	84	South Florida	1	
33032	SR	4	84	South Florida	1	
33055	SR	4	84	South Florida	1	3
33904	SR	4	88	Southwest Florida	1	
33936	SR	4	88	Southwest Florida	1	
33966	SR	4	88	Southwest Florida	1	
33967	SR	4	88	Southwest Florida	1	
33990	SR	4	88	Southwest Florida	5	
33991	SR	4	88	Southwest Florida	6	
33993	SR	4	88	Southwest Florida	3	18
33705	SR	4	89	West Central Florida	1	
33710	SR	4	89	West Central Florida	2	
33770	SR	4	89	West Central Florida	1	4
30076	SR	9	92	Atlanta Area	1	1
31061	SR	9	96	Central Georgia	1	1
62025	CR	3	114	Lewis & Clark	1	1
60632	CR	7	118	Chicago Area	1	1
60120	CR	7	127	Three Fires	3	
60174	CR	7	127	Three Fires	1	
60175	CR	7	127	Three Fires	3	7
60187	CR	7	127	Three Fires	1	1
47201	CR	6	145	Hoosier Trails	1	1
46052	CR	6	160	Crossroads of America	2	
46112	CR	6	160	Crossroads of America	1	
46124	CR	6	160	Crossroads of America	1	
46131	CR	6	160	Crossroads of America	1	
46142	CR	6	160	Crossroads of America	3	
46227	CR	6	160	Crossroads of America	1	
46237	CR	6	160	Crossroads of America	1	
46260	CR	6	160	Crossroads of America	1	
46268	CR	6	160	Crossroads of America	3	
47024	CR	6	160	Crossroads of America	1	
47353	CR	6	160	Crossroads of America	1	
47386	CR	6	160	Crossroads of America	2	18
21213	NR	6	220	Baltimore Area	2	
21223	NR	6	220	Baltimore Area	1	3
48207	CR	2	272	Great Lakes	1	1

<b>ZIP CODE</b>	<b>REG CODE</b>	<b>AREA</b>	<b>COUNCIL NUMBER</b>	<b>COUNCIL NAME</b>	<b>RESPONSE COUNT</b>	<b>TOTALS</b>
66101	CR	5	307	Heart of America	1	1
64507	CR	5	311	Pony Express	1	1
63111	CR	3	312	Greater St. Louis Area	1	
63136	CR	3	312	Greater St. Louis Area	1	2
03034	NR	1	330	Daniel Webster	1	1
07104	NR	7	333	Northern New Jersey	1	1
11735	NR	7	386	Theodore Roosevelt	1	1
11713	NR	7	404	Suffolk County	2	
11778	NR	7	404	Suffolk County	1	
11779	NR	7	404	Suffolk County	1	
11795	NR	7	404	Suffolk County	1	
11971	NR	7	404	Suffolk County	1	6
27018	SR	7	427	Old Hickory	1	
27030	SR	7	427	Old Hickory	1	
27104	SR	7	427	Old Hickory	1	
27106	SR	7	427	Old Hickory	2	
27284	SR	7	427	Old Hickory	2	
28621	SR	7	427	Old Hickory	1	
28670	SR	7	427	Old Hickory	1	9
45205	CR	6	438	Dan Beard	1	1
44105	CR	4	440	Greater Cleveland	1	
44115	CR	4	440	Greater Cleveland	1	2
73020	SR	8	480	Last Frontier	1	
73049	SR	8	480	Last Frontier	1	
73111	SR	8	480	Last Frontier	2	4
97539	WR	1	491	Crater Lake	1	1
15417	NR	4	512	Westmoreland-Fayette	1	
15650	NR	4	512	Westmoreland-Fayette	1	2
19022	NR	5	525	Cradle of Liberty	1	1
19382	NR	6	539	Chester County	1	1
29607	SR	5	551	Blue Ridge	1	
29609	SR	5	551	Blue Ridge	1	
29681	SR	5	551	Blue Ridge	1	
29687	SR	5	551	Blue Ridge	1	4
38111	SR	6	558	Chickasaw	4	4
77028	SR	3	576	Sam Houston Area	1	
77031	SR	3	576	Sam Houston Area	1	
77038	SR	3	576	Sam Houston Area	1	
77060	SR	3	576	Sam Houston Area	1	
77073	SR	3	576	Sam Houston Area	1	
77090	SR	3	576	Sam Houston Area	1	
77354	SR	3	576	Sam Houston Area	1	
77380	SR	3	576	Sam Houston Area	1	
77388	SR	3	576	Sam Houston Area	1	9
78355	SR	3	577	South Texas	2	
78363	SR	3	577	South Texas	1	3
75601	SR	2	585	East Texas Area	4	
75961	SR	2	585	East Texas Area	6	10
11213	NR	7	640	Greater New York	1	
11215	NR	7	640	Greater New York	1	
11237	NR	7	640	Greater New York	1	

<b>ZIP CODE</b>	<b>REG CODE</b>	<b>AREA</b>	<b>COUNCIL NUMBER</b>	<b>COUNCIL NAME</b>	<b>RESPONSE COUNT</b>	<b>TOTALS</b>
11374	NR	7	640	Greater New York	1	
11377	NR	7	640	Greater New York	2	<b>6</b>
32334	SR	4	664	Suwannee River Area	1	
32359	SR	4	664	Suwannee River Area	1	<b>2</b>
99705	WR	1	696	Midnight Sun	1	<b>1</b>
60004	CR	7	751	Northwest Suburban	1	
60005	CR	7	751	Northwest Suburban	1	
60056	CR	7	751	Northwest Suburban	2	<b>4</b>
				undetermined	7	<b>7</b>

**167**

ZIP CODE	REG CODE	AREA	COUNCIL NUMBER	COUNCIL NAME	RESPONSE COUNT	TOTALS
36606	SR	1	4	Mobile Area	1	1
92101	WR	6	49	San Diego-Imperial	20	
92102	WR	6	49	San Diego-Imperial	3	
92117	WR	6	49	San Diego-Imperial	38	61
90404	WR	4	51	Western Los Angeles County	1	1
80011	WR	5	61	Denver Area	2	
80015	WR	5	61	Denver Area	2	
80123	WR	5	61	Denver Area	1	
80129	WR	5	61	Denver Area	2	
80138	WR	5	61	Denver Area	1	
80232	WR	5	61	Denver Area	1	9
81003	WR	5	63	Rocky Mountain	1	
81006	WR	5	63	Rocky Mountain	1	2
81504	WR	5	64	Western Colorado	1	1
33015	SR	4	84	South Florida	7	
33040	SR	4	84	South Florida	2	
33155	SR	4	84	South Florida	1	10
32244	SR	4	87	North Florida	1	1
33909	SR	4	88	Southwest Florida	3	
33971	SR	4	88	Southwest Florida	3	
33972	SR	4	88	Southwest Florida	1	
33974	SR	4	88	Southwest Florida	5	12
33713	SR	4	89	West Central Florida	1	
34691	SR	4	89	West Central Florida	2	3
30022	SR	9	92	Atlanta Area	1	
30076	SR	9	92	Atlanta Area	1	
30315	SR	9	92	Atlanta Area	1	
30354	SR	9	92	Atlanta Area	1	4
30906	SR	5	93	Georgia-Carolina	1	1
30228	SR	9	95	Flint River	1	1
62060	CR	3	114	Lewis & Clark	1	1
60120	CR	7	127	Three Fires	4	
60126	CR	7	127	Three Fires	2	6
61605	CR	3	138	W.D. Boyce	1	1
47630	CR	6	156	Buffalo Trace	1	
47711	CR	6	156	Buffalo Trace	2	
47714	CR	6	156	Buffalo Trace	2	5
46044	CR	6	160	Crossroads of America	2	
46227	CR	6	160	Crossroads of America	1	
47327	CR	6	160	Crossroads of America	1	
47331	CR	6	160	Crossroads of America	1	
47386	CR	6	160	Crossroads of America	1	6
21201	NR	6	220	Baltimore Area	1	
21211	NR	6	220	Baltimore Area	1	
21213	NR	6	220	Baltimore Area	1	
21225	NR	6	220	Baltimore Area	1	4
48215	CR	2	272	Great Lakes	2	2
55720	CR	1	286	Voyageurs Area	1	1
64024	CR	5	307	Heart of America	1	
64029	CR	5	307	Heart of America	1	
64075	CR	5	307	Heart of America	1	

ZIP CODE	REG CODE	AREA	COUNCIL NUMBER	COUNCIL NAME	RESPONSE COUNT	TOTALS
64078	CR	5	307	Heart of America	1	
64116	CR	5	307	Heart of America	1	
64720	CR	5	307	Heart of America	1	
64724	CR	5	307	Heart of America	1	
66101	CR	5	307	Heart of America	1	<b>8</b>
64506	CR	5	311	Pony Express	2	<b>2</b>
51503	CR	5	326	Mid-America	2	
68005	CR	5	326	Mid-America	1	
68037	CR	5	326	Mid-America	1	
68104	CR	5	326	Mid-America	1	
68111	CR	5	326	Mid-America	1	
68123	CR	5	326	Mid-America	1	
68131	CR	5	326	Mid-America	2	
68134	CR	5	326	Mid-America	1	<b>10</b>
07017	NR	7	333	Northern New Jersey	1	
07503	NR	7	333	Northern New Jersey	1	<b>2</b>
11716	NR	7	404	Suffolk County	1	
11719	NR	7	404	Suffolk County	1	
11764	NR	7	404	Suffolk County	1	
11901	NR	7	404	Suffolk County	1	<b>4</b>
27030	SR	7	427	Old Hickory	1	
27041	SR	7	427	Old Hickory	1	
27103	SR	7	427	Old Hickory	2	
27106	SR	7	427	Old Hickory	1	<b>5</b>
45239	CR	6	438	Dan Beard	1	<b>1</b>
43065	CR	4	441	Simon Kenton	1	<b>1</b>
43337	CR	4	450	Heart of Ohio	1	<b>1</b>
97267	WR	1	492	Cascade Pacific	1	<b>1</b>
15401	NR	4	512	Westmoreland-Fayette	1	
15601	NR	4	512	Westmoreland-Fayette	1	<b>2</b>
29673	SR	5	551	Blue Ridge	1	<b>1</b>
78704	SR	3	564	Capitol Area	5	
78735	SR	3	564	Capitol Area	1	<b>6</b>
77573	SR	3	574	Bay Area	1	
77590	SR	3	574	Bay Area	2	<b>3</b>
77004	SR	3	576	Sam Houston Area	1	
77060	SR	3	576	Sam Houston Area	1	
77073	SR	3	576	Sam Houston Area	1	
77078	SR	3	576	Sam Houston Area	1	
77087	SR	3	576	Sam Houston Area	1	
77090	SR	3	576	Sam Houston Area	1	
77306	SR	3	576	Sam Houston Area	1	<b>7</b>
71854	SR	2	584	Caddo Area	1	
75503	SR	2	584	Caddo Area	1	<b>2</b>
75702	SR	2	585	East Texas Area	1	
75965	SR	2	585	East Texas Area	4	<b>5</b>
24501	SR	7	599	Blue Ridge Mountains	1	<b>1</b>
54968	CR	1	635	Bay-Lakes	1	
54971	CR	1	635	Bay-Lakes	1	
54974	CR	1	635	Bay-Lakes	1	<b>3</b>
10463	NR	7	640	Greater New York	1	<b>1</b>

<b>ZIP CODE</b>	<b>REG CODE</b>	<b>AREA</b>	<b>COUNCIL NUMBER</b>	<b>COUNCIL NAME</b>	<b>RESPONSE COUNT</b>	<b>TOTALS</b>
53005	CR	3	651	Potawatomi Area	2	
53018	CR	3	651	Potawatomi Area	1	<b>3</b>
32321	SR	4	664	Suwannee River Area	1	<b>1</b>
99701	WR	1	696	Midnight Sun	1	
99705	WR	1	696	Midnight Sun	1	
99709	WR	1	696	Midnight Sun	1	<b>3</b>
60067	CR	7	751	Northwest Suburban	4	
60169	CR	7	751	Northwest Suburban	2	
60194	CR	7	751	Northwest Suburban	1	<b>7</b>
				undetermined	3	<b>3</b>

**216**



ZIP CODE	REG CODE	AREA	COUNCIL NUMBER	COUNCIL NAME	RESPONSE COUNT	TOTALS
92101	WR	6	49	San Diego-Imperial	3	
92105	WR	6	49	San Diego-Imperial	1	4
90230	WR	4	51	Western Los Angeles County	1	
91335	WR	4	51	Western Los Angeles County	12	
91401	WR	4	51	Western Los Angeles County	2	
91405	WR	4	51	Western Los Angeles County	1	
91605	WR	4	51	Western Los Angeles County	6	22
80012	WR	5	61	Denver Area	1	1
33015	SR	4	84	South Florida	1	
33040	SR	4	84	South Florida	2	3
32043	SR	4	87	North Florida	1	
32246	SR	4	87	North Florida	2	3
33966	SR	4	88	Southwest Florida	1	
33993	SR	4	88	Southwest Florida	1	2
33782	SR	4	89	West Central Florida	1	1
30213	SR	9	92	Atlanta Area	1	
30305	SR	9	92	Atlanta Area	1	
30312	SR	9	92	Atlanta Area	1	
30354	SR	9	92	Atlanta Area	1	4
60628	CR	7	118	Chicago Area	1	1
60123	CR	7	127	Three Fires	1	
60564	CR	7	127	Three Fires	1	2
46012	CR	6	160	Crossroads of America	2	
46013	CR	6	160	Crossroads of America	1	
46038	CR	6	160	Crossroads of America	1	
46052	CR	6	160	Crossroads of America	4	
46112	CR	6	160	Crossroads of America	1	
46131	CR	6	160	Crossroads of America	1	
46208	CR	6	160	Crossroads of America	1	
46214	CR	6	160	Crossroads of America	2	
46217	CR	6	160	Crossroads of America	2	
46221	CR	6	160	Crossroads of America	2	
46222	CR	6	160	Crossroads of America	1	
46226	CR	6	160	Crossroads of America	1	
46229	CR	6	160	Crossroads of America	4	
46237	CR	6	160	Crossroads of America	1	
47024	CR	6	160	Crossroads of America	1	
47302	CR	6	160	Crossroads of America	1	
47304	CR	6	160	Crossroads of America	1	
47327	CR	6	160	Crossroads of America	1	
47353	CR	6	160	Crossroads of America	2	
47374	CR	6	160	Crossroads of America	3	33
48203	CR	2	272	Great Lakes	1	
48204	CR	2	272	Great Lakes	1	
48206	CR	2	272	Great Lakes	1	
48207	CR	2	272	Great Lakes	1	
48212	CR	2	272	Great Lakes	1	
48214	CR	2	272	Great Lakes	1	
48215	CR	2	272	Great Lakes	2	
48227	CR	2	272	Great Lakes	1	
48235	CR	2	272	Great Lakes	2	11

ZIP CODE	REG CODE	AREA	COUNCIL NUMBER	COUNCIL NAME	RESPONSE COUNT	TOTALS
63106	CR	3	312	Greater St. Louis Area	1	
63110	CR	3	312	Greater St. Louis Area	1	2
07105	NR	7	333	Northern New Jersey	1	1
28752	SR	5	420	Piedmont	1	1
28328	SR	7	424	Tuscarora	1	1
27127	SR	7	427	Old Hickory	1	1
45011	CR	6	438	Dan Beard	1	1
74447	SR	8	488	Indian Nations	1	1
15425	NR	4	512	Westmoreland-Fayette	1	
15612	NR	4	512	Westmoreland-Fayette	1	
15650	NR	4	512	Westmoreland-Fayette	2	4
29651	SR	5	549	Palmetto	1	1
29601	SR	5	551	Blue Ridge	1	
29605	SR	5	551	Blue Ridge	1	
29650	SR	5	551	Blue Ridge	1	3
38018	SR	6	558	Chickasaw	1	
38103	SR	6	558	Chickasaw	2	
38141	SR	6	558	Chickasaw	1	4
75006	SR	2	571	Circle Ten	1	1
77573	SR	3	574	Bay Area	1	1
77008	SR	3	576	Sam Houston Area	2	
77009	SR	3	576	Sam Houston Area	1	
77018	SR	3	576	Sam Houston Area	3	
77019	SR	3	576	Sam Houston Area	1	
77021	SR	3	576	Sam Houston Area	1	
77022	SR	3	576	Sam Houston Area	2	
77026	SR	3	576	Sam Houston Area	1	
77029	SR	3	576	Sam Houston Area	1	
77049	SR	3	576	Sam Houston Area	1	
77050	SR	3	576	Sam Houston Area	1	
77056	SR	3	576	Sam Houston Area	1	
77057	SR	3	576	Sam Houston Area	1	
77071	SR	3	576	Sam Houston Area	1	
77088	SR	3	576	Sam Houston Area	2	
77092	SR	3	576	Sam Houston Area	1	
77354	SR	3	576	Sam Houston Area	1	
77373	SR	3	576	Sam Houston Area	1	
77477	SR	3	576	Sam Houston Area	4	26
75503	SR	2	584	Caddo Area	1	1
99354	WR	1	604	Blue Mountain	1	1
32321	SR	4	664	Suwannee River Area	1	1
99701	WR	1	696	Midnight Sun	1	
99705	WR	1	696	Midnight Sun	1	2
60016	CR	7	751	Northwest Suburban	1	
60068	CR	7	751	Northwest Suburban	2	3
				undetermined	1	1

144

- .
- .
- .
- .
- .
- .
- .
- .
- .
- .

5DD9B8=L '=== 'È '7 < 5F HG '6M; F 589'



## Elementary

### Learning for Life's lessons and activities are age-appropriate.

	Early Childhood / Kindergarten	First / Second Grade	Third / Fourth Grade	Fifth / Sixth Grade
Strongly agree	63.3%	66.6%	65.6%	65.6%
Somewhat agree	26.4%	26.5%	27.4%	28.0%
Somewhat disagree	5.5%	3.4%	3.0%	3.3%
Strongly disagree	1.8%	1.5%	1.2%	1.0%
Not applicable	2.9%	2.1%	2.8%	2.2%
<i>Base*</i>	379	536	500	418

\*Note: Because educators could select all grades they teach, the total of the base sizes will add to more than 1,227 elementary educators

### Learning for Life helps children improve their relationships with adults.

	Early Childhood / Kindergarten	First / Second Grade	Third / Fourth Grade	Fifth / Sixth Grade
Strongly agree	54.9%	55.6%	53.6%	56.0%
Somewhat agree	36.1%	37.7%	38.4%	36.4%
Somewhat disagree	5.0%	3.9%	3.8%	4.5%
Strongly disagree	0.8%	70.0%	1.0%	1.0%
Not applicable	3.2%	2.1%	3.2%	2.2%
<i>Base*</i>	379	536	500	418

\*Note: Because educators could select all grades they teach, the total of the base sizes will add to more than 1,227 elementary educators

**Learning for Life's activities are grade-specific.**

	Early Childhood / Kindergarten	First / Second Grade	Third / Fourth Grade	Fifth / Sixth Grade
Strongly agree	58.8%	59.9%	56.4%	58.4%
Somewhat agree	28.5%	31.0%	33.8%	30.1%
Somewhat disagree	6.6%	5.0%	5.2%	7.2%
Strongly disagree	2.9%	1.5%	1.4%	1.4%
Not applicable	3.2%	2.6%	3.2%	2.9%
<i>Base*</i>	379	536	500	418

\*Note: Because educators could select all grades they teach, the total of the base sizes will add to more than 1,227 elementary educators

**The lessons and activities help children learn to be more responsible.**

	Early Childhood / Kindergarten	First / Second Grade	Third / Fourth Grade	Fifth / Sixth Grade
Strongly agree	62.3%	64.0%	61.0%	63.6%
Somewhat agree	30.1%	31.0%	31.6%	30.6%
Somewhat disagree	3.7%	2.1%	3.0%	2.6%
Strongly disagree	0.8%	0.9%	1.2%	1.2%
Not applicable	3.2%	2.1%	3.2%	1.9%
<i>Base*</i>	379	536	500	418

\*Note: Because educators could select all grades they teach, the total of the base sizes will add to more than 1,227 elementary educators

**The program provides activities that interest the children in your class.**

	Early Childhood / Kindergarten	First / Second Grade	Third / Fourth Grade	Fifth / Sixth Grade
Strongly agree	58.6%	60.3%	59.2%	59.1%
Somewhat agree	30.6%	31.3%	31.4%	30.9%
Somewhat disagree	5.5%	4.1%	5.0%	6.0%
Strongly disagree	2.4%	2.1%	1.4%	1.4%
Not applicable	2.9%	2.2%	3.0%	2.6%
<i>Base*</i>	379	536	500	418

\*Note: Because educators could select all grades they teach, the total of the base sizes will add to more than 1,227 elementary educators

**The lessons effectively teach the concepts of laws and justice.**

	Early Childhood / Kindergarten	First / Second Grade	Third / Fourth Grade	Fifth / Sixth Grade
Strongly agree	45.1%	48.9%	50.0%	50.2%
Somewhat agree	39.3%	39.7%	36.6%	38.8%
Somewhat disagree	7.4%	5.0%	6.4%	5.3%
Strongly disagree	1.1%	1.1%	1.2%	1.0%
Not applicable	7.1%	5.2%	5.8%	4.8%
<i>Base*</i>	379	536	500	418

\*Note: Because educators could select all grades they teach, the total of the base sizes will add to more than 1,227 elementary educators

**The lessons help children to respect those of different ethnic and cultural backgrounds.**

	Early Childhood / Kindergarten	First / Second Grade	Third / Fourth Grade	Fifth / Sixth Grade
Strongly agree	55.9%	55.0%	53.8%	57.9%
Somewhat agree	32.2%	36.2%	35.6%	32.8%
Somewhat disagree	6.3%	4.5%	4.8%	4.3%
Strongly disagree	2.1%	1.3%	1.6%	1.2%
Not applicable	3.4%	3.0%	4.2%	3.8%
<i>Base*</i>	379	536	500	418

\*Note: Because educators could select all grades they teach, the total of the base sizes will add to more than 1,227 elementary educators

**Learning for Life teaches children the skills they need to resist negative peer pressure.**

	Early Childhood / Kindergarten	First / Second Grade	Third / Fourth Grade	Fifth / Sixth Grade
Strongly agree	53.8%	57.1%	56.0%	57.2%
Somewhat agree	35.1%	35.1%	32.4%	34.7%
Somewhat disagree	6.1%	4.3%	6.4%	4.5%
Strongly disagree	1.3%	1.1%	0.8%	0.7%
Not applicable	3.7%	2.4%	4.4%	2.9%
<i>Base*</i>	379	536	500	418

\*Note: Because educators could select all grades they teach, the total of the base sizes will add to more than 1,227 elementary educators



**Learning for Life helps children develop skills to manage day-to-day challenges.**

	Early Childhood / Kindergarten	First / Second Grade	Third / Fourth Grade	Fifth / Sixth Grade
Strongly agree	57.8%	59.3%	56.4%	59.1%
Somewhat agree	33.5%	32.6%	34.6%	32.5%
Somewhat disagree	4.7%	4.3%	4.0%	4.5%
Strongly disagree	1.3%	1.5%	1.2%	1.4%
Not applicable	2.6%	2.2%	3.8%	2.4%
<i>Base*</i>	379	536	500	418

\*Note: Because educators could select all grades they teach, the total of the base sizes will add to more than 1,227 elementary educators

**Learning for Life helps children build self-esteem.**

	Early Childhood / Kindergarten	First / Second Grade	Third / Fourth Grade	Fifth / Sixth Grade
Strongly agree	62.5%	64.4%	62.8%	64.8%
Somewhat agree	29.8%	30.6%	30.0%	28.7%
Somewhat disagree	4.5%	2.8%	3.8%	3.3%
Strongly disagree	0.8%	0.7%	0.6%	1.0%
Not applicable	2.4%	1.5%	2.8%	2.2%
<i>Base*</i>	379	536	500	418

\*Note: Because educators could select all grades they teach, the total of the base sizes will add to more than 1,227 elementary educators

**The lessons and activities help children to develop their creativity.**

	Early Childhood / Kindergarten	First / Second Grade	Third / Fourth Grade	Fifth / Sixth Grade
Strongly agree	52.0%	51.5%	52.0%	51.7%
Somewhat agree	35.4%	39.4%	37.0%	37.6%
Somewhat disagree	6.3%	4.9%	5.2%	5.7%
Strongly disagree	3.4%	2.2%	1.6%	1.9%
Not applicable	2.9%	2.1%	4.2%	3.1%
<i>Base*</i>	379	536	500	418

\*Note: Because educators could select all grades they teach, the total of the base sizes will add to more than 1,227 elementary educators

**Learning for Life provides fun ways for the children to learn new things.**

	Early Childhood / Kindergarten	First / Second Grade	Third / Fourth Grade	Fifth / Sixth Grade
Strongly agree	61.7%	62.5%	62.6%	62.4%
Somewhat agree	29.0%	31.5%	29.8%	29.4%
Somewhat disagree	4.2%	2.2%	3.0%	5.0%
Strongly disagree	2.4%	2.1%	1.4%	1.0%
Not applicable	2.6%	1.7%	3.2%	2.2%
<i>Base*</i>	379	536	500	418

\*Note: Because educators could select all grades they teach, the total of the base sizes will add to more than 1,227 elementary educators

**The lessons and activities help children to learn to get along better with each other.**

	Early Childhood / Kindergarten	First / Second Grade	Third / Fourth Grade	Fifth / Sixth Grade
Strongly agree	61.5%	65.3%	61.2%	62.2%
Somewhat agree	30.9%	28.9%	31.0%	31.8%
Somewhat disagree	3.4%	2.8%	3.6%	3.3%
Strongly disagree	1.3%	1.1%	1.0%	0.7%
Not applicable	2.9%	1.9%	3.2%	1.9%
<i>Base*</i>	379	536	500	418

\*Note: Because educators could select all grades they teach, the total of the base sizes will add to more than 1,227 elementary educators

**Learning for Life helps create a fun learning environment.**

	Early Childhood / Kindergarten	First / Second Grade	Third / Fourth Grade	Fifth / Sixth Grade
Strongly agree	61.7%	62.9%	61.6%	61.5%
Somewhat agree	30.1%	31.3%	31.4%	29.9%
Somewhat disagree	3.7%	2.1%	3.4%	5.7%
Strongly disagree	1.8%	2.1%	0.8%	1.0%
Not applicable	2.6%	1.7%	2.8%	1.9%
<i>Base*</i>	379	536	500	418

\*Note: Because educators could select all grades they teach, the total of the base sizes will add to more than 1,227 elementary educators

## Seventh and Eighth

**The community speakers help the students learn about the opportunities available to them.**

	Seventh grade	Eighth grade
Strongly agree	44.3%	46.0%
Somewhat agree	20.6%	22.2%
Somewhat disagree	3.8%	4.0%
Strongly disagree	3.1%	1.6%
Not applicable	28.2%	26.2%
<i>Base</i>	131	126

\*\*Note: Because educators could select all grades they teach, the total of the base sizes will add to more than 167 seventh and eighth grade educators

**It helps the school provide a caring, encouraging environment.**

	Seventh grade	Eighth grade
Strongly agree	55.7%	56.3%
Somewhat agree	33.6%	33.3%
Somewhat disagree	6.9%	4.8%
Strongly disagree	2.3%	2.4%
Not applicable	1.5%	3.2%
<i>Base</i>	131	126

\*Note: Because educators could select all grades they teach, the total of the base sizes will add to more than 167 seventh and eighth grade educators

**The speakers are a positive influence on the students.**

	Seventh grade	Eighth grade
Strongly agree	54.2%	58.7%
Somewhat agree	13.0%	13.5%
Somewhat disagree	3.8%	2.4%
Strongly disagree	3.1%	1.6%
Not applicable	26.0%	23.8%
<i>Base</i>	131	126

\*Note: Because educators could select all grades they teach, the total of the base sizes will add to more than 167 seventh and eighth grade educators

**It helps students develop a sense of personal responsibility.**

	Seventh grade	Eighth grade
Strongly agree	58.0%	55.6%
Somewhat agree	32.1%	36.5%
Somewhat disagree	5.3%	2.4%
Strongly disagree	2.3%	2.4%
Not applicable	2.3%	3.2%
<i>Base</i>	131	126

\*Note: Because educators could select all grades they teach, the total of the base sizes will add to more than 167 seventh and eighth grade educators

**The resources help to teach interpersonal skills.**

	Seventh grade	Eighth grade
Strongly agree	61.1%	57.9%
Somewhat agree	28.2%	31.7%
Somewhat disagree	6.1%	5.6%
Strongly disagree	3.1%	2.4%
Not applicable	1.5%	2.4%
<i>Base</i>	131	126

\*Note: Because educators could select all grades they teach, the total of the base sizes will add to more than 167 seventh and eighth grade educators

**The lesson plans help the students realize that they have control over what happens to them.**

	Seventh grade	Eighth grade
Strongly agree	55.7%	57.1%
Somewhat agree	28.2%	29.4%
Somewhat disagree	7.6%	5.6%
Strongly disagree	2.3%	2.4%
Not applicable	6.1%	5.6%
<i>Base</i>	131	126

\*Note: Because educators could select all grades they teach, the total of the base sizes will add to more than 167 seventh and eighth grade educators

**It helps enhance the student's self-esteem.**

	Seventh grade	Eighth grade
Strongly agree	54.2%	55.6%
Somewhat agree	36.6%	35.7%
Somewhat disagree	4.6%	3.2%
Strongly disagree	2.3%	2.4%
Not applicable	2.3%	3.2%
<i>Base</i>	131	126

\*Note: Because educators could select all grades they teach, the total of the base sizes will add to more than 167 seventh and eighth grade educators

**It helps motivate the students to do well in school.**

	Seventh grade	Eighth grade
Strongly agree	48.1%	49.2%
Somewhat agree	38.9%	43.7%
Somewhat disagree	7.6%	3.2%
Strongly disagree	3.1%	2.4%
Not applicable	2.3%	1.6%
<i>Base</i>	131	126

\*Note: Because educators could select all grades they teach, the total of the base sizes will add to more than 167 seventh and eighth grade educators

**The personality exercises help the students learn more about themselves.**

	Seventh grade	Eighth grade
Strongly agree	55.7%	56.3%
Somewhat agree	31.3%	31.0%
Somewhat disagree	2.3%	1.6%
Strongly disagree	3.1%	1.6%
Not applicable	7.6%	9.5%
<i>Base</i>	131	126

\*Note: Because educators could select all grades they teach, the total of the base sizes will add to more than 167 seventh and eighth grade educators

**It helps the students develop the desire to serve in the community.**

	Seventh grade	Eighth grade
Strongly agree	40.5%	39.7%
Somewhat agree	38.9%	42.9%
Somewhat disagree	9.9%	8.7%
Strongly disagree	4.6%	3.2%
Not applicable	6.1%	5.6%
<i>Base</i>	131	126

\*Note: Because educators could select all grades they teach, the total of the base sizes will add to more than 167 seventh and eighth grade educators



**The personality exercises help the students understand others better.**

	Seventh grade	Eighth grade
Strongly agree	51.9%	53.2%
Somewhat agree	31.3%	30.2%
Somewhat disagree	5.3%	3.2%
Strongly disagree	2.3%	2.4%
Not applicable	9.2%	11.1%
<i>Base</i>	131	126

\*Note: Because educators could select all grades they teach, the total of the base sizes will add to more than 167 seventh and eighth grade educators

**It gives students strategies to resolve conflicts without violence.**

	Seventh grade	Eighth grade
Strongly agree	40.5%	39.7%
Somewhat agree	38.9%	42.9%
Somewhat disagree	9.9%	8.7%
Strongly disagree	4.6%	3.2%
Not applicable	6.1%	5.6%
<i>Base</i>	131	126

\*Note: Because educators could select all grades they teach, the total of the base sizes will add to more than 167 seventh and eighth grade educators

**The lessons and exercise help the students understand and appreciate those from different cultural, ethnic, or racial backgrounds.**

	Seventh grade	Eighth grade
Strongly agree	48.9%	49.2%
Somewhat agree	32.8%	35.7%
Somewhat disagree	6.1%	4.0%
Strongly disagree	3.8%	2.4%
Not applicable	8.4%	8.7%
<i>Base</i>	131	126

\*Note: Because educators could select all grades they teach, the total of the base sizes will add to more than 167 seventh and eighth grade educators

**Learning for Life helps students learn about setting personal goals.**

	Seventh grade	Eighth grade
Strongly agree	58.0%	59.5%
Somewhat agree	32.1%	31.7%
Somewhat disagree	5.3%	4.0%
Strongly disagree	2.3%	2.4%
Not applicable	2.3%	2.4%
<i>Base</i>	131	126

\*Note: Because educators could select all grades they teach, the total of the base sizes will add to more than 167 seventh and eighth grade educators

## High School

**The workshops and activities help students improve their communication skills.**

	Ninth Grade	Tenth Grade	Eleventh Grade	Twelfth Grade
Strongly agree	41.9%	34.6%	35.7%	37.7%
Somewhat agree	40.0%	45.9%	42.0%	38.5%
Somewhat disagree	2.6%	4.4%	5.6%	5.4%
Strongly disagree	1.9%	19.0%	2.1%	1.5%
Not applicable	13.5%	13.2%	14.7%	16.9%
<i>Base</i>	155	159	143	130

\*Note: Because educators could select all grades they teach, the total of the base sizes will add to more than 216 high school educators

**The guest presenters are people the students can look up to.**

	Ninth Grade	Tenth Grade	Eleventh Grade	Twelfth Grade
Strongly agree	52.3%	45.3%	49.7%	52.3%
Somewhat agree	25.8%	28.3%	26.6%	23.8%
Somewhat disagree	1.9%	1.9%	1.4%	2.3%
Strongly disagree	0.0%	0.6%	0.7%	0.0%
Not applicable	20.0%	23.9%	21.7%	21.5%
<i>Base</i>	155	159	143	130

\* Note: Because educators could select all grades they teach, the total of the base sizes will add to more than 216 high school educators

**Learning for Life helps enhance the classroom atmosphere of caring.**

	Ninth Grade	Tenth Grade	Eleventh Grade	Twelfth Grade
Strongly agree	45.2%	37.1%	35.7%	37.7%
Somewhat agree	33.5%	39.0%	40.6%	36.2%
Somewhat disagree	3.2%	5.0%	4.9%	3.8%
Strongly disagree	1.3%	1.3%	0.7%	0.8%
Not applicable	16.8%	17.6%	18.2%	21.5%
<i>Base</i>	155	159	143	130

\*Note: Because educators could select all grades they teach, the total of the base sizes will add to more than 216 high school educators

**The workshops and activities actively engage the students in learning.**

	Ninth Grade	Tenth Grade	Eleventh Grade	Twelfth Grade
Strongly agree	47.1%	39.0%	37.8%	40.8%
Somewhat agree	32.3%	39.6%	42.0%	36.9%
Somewhat disagree	5.8%	6.9%	6.3%	4.6%
Strongly disagree	1.3%	1.3%	0.7%	1.5%
Not applicable	13.5%	13.2%	13.3%	16.2%
<i>Base</i>	155	159	143	130

\*Note: Because educators could select all grades they teach, the total of the base sizes will add to more than 216 high school educators

**The workshops give the students an understanding of what is necessary to achieve success in the professional world.**

	Ninth Grade	Tenth Grade	Eleventh Grade	Twelfth Grade
Strongly agree	49.0%	44.7%	44.1%	47.7%
Somewhat agree	37.4%	40.3%	41.3%	35.4%
Somewhat disagree	2.6%	3.8%	3.5%	3.1%
Strongly disagree	0.6%	0.6%	0.7%	0.8%
Not applicable	10.3%	10.7%	10.5%	13.1%
<i>Base</i>	<i>155</i>	<i>159</i>	<i>143</i>	<i>130</i>

\*Note: Because educators could select all grades they teach, the total of the base sizes will add to more than 216 high school educators

**The workshops teach skills for handling peer pressure.**

	Ninth Grade	Tenth Grade	Eleventh Grade	Twelfth Grade
Strongly agree	49.0%	44.7%	44.1%	47.7%
Somewhat agree	37.4%	40.3%	41.3%	35.4%
Somewhat disagree	2.6%	3.8%	3.5%	3.1%
Strongly disagree	0.6%	0.6%	0.7%	0.8%
Not applicable	10.3%	10.7%	10.5%	13.1%
<i>Base</i>	<i>155</i>	<i>159</i>	<i>143</i>	<i>130</i>

\*Note: Because educators could select all grades they teach, the total of the base sizes will add to more than 216 high school educators

**The workshops help increase self-esteem.**

	Ninth Grade	Tenth Grade	Eleventh Grade	Twelfth Grade
Strongly agree	41.3%	35.8%	35.7%	39.2%
Somewhat agree	34.8%	37.1%	37.8%	32.3%
Somewhat disagree	5.8%	8.2%	5.6%	5.4%
Strongly disagree	1.3%	1.3%	2.1%	1.5%
Not applicable	16.8%	17.6%	18.9%	21.5%
<i>Base</i>	155	159	143	130

\*Note: Because educators could select all grades they teach, the total of the base sizes will add to more than 216 high school educators

**The workshops help the students understand the importance of being honest and ethical in their careers.**

	Ninth Grade	Tenth Grade	Eleventh Grade	Twelfth Grade
Strongly agree	46.5%	40.3%	39.9%	43.8%
Somewhat agree	36.1%	39.6%	38.5%	34.6%
Somewhat disagree	1.9%	3.1%	4.2%	2.3%
Strongly disagree	1.3%	1.3%	0.7%	0.8%
Not applicable	14.2%	15.7%	16.8%	18.5%
<i>Base</i>	155	159	143	130

\*Note: Because educators could select all grades they teach, the total of the base sizes will add to more than 216 high school educators

**The workshops teach skills for resolving conflicts.**

	Ninth Grade	Tenth Grade	Eleventh Grade	Twelfth Grade
Strongly agree	38.7%	28.3%	28.0%	31.5%
Somewhat agree	32.9%	40.9%	39.9%	34.6%
Somewhat disagree	6.5%	6.9%	8.4%	6.9%
Strongly disagree	1.3%	1.3%	0.7%	0.8%
Not applicable	20.6%	22.6%	23.4%	26.2%
<i>Base</i>	155	159	143	130

\*Note: Because educators could select all grades they teach, the total of the base sizes will add to more than 216 high school educators

**The workshops help the students be more comfortable with people from different cultural, racial, and ethnic backgrounds.**

	Ninth Grade	Tenth Grade	Eleventh Grade	Twelfth Grade
Strongly agree	40.0%	33.3%	31.5%	34.6%
Somewhat agree	36.1%	39.0%	39.9%	36.2%
Somewhat disagree	4.5%	6.3%	6.3%	5.4%
Strongly disagree	1.3%	1.3%	1.4%	0.8%
Not applicable	18.1%	20.1%	21.0%	23.1%
<i>Base</i>	155	159	143	130

\*Note: Because educators could select all grades they teach, the total of the base sizes will add to more than 216 high school educators

**The workshops and activities help the students learn how to set goals and make plans for the future.**

	Ninth Grade	Tenth Grade	Eleventh Grade	Twelfth Grade
Strongly agree	49.7%	43.4%	44.1%	45.4%
Somewhat agree	36.1%	39.6%	39.9%	36.2%
Somewhat disagree	2.6%	5.0%	2.8%	2.3%
Strongly disagree	0.6%	0.6%	0.7%	0.8%
Not applicable	11.0%	11.3%	12.6%	15.4%
<i>Base</i>	<i>155</i>	<i>159</i>	<i>143</i>	<i>130</i>

\*Note: Because educators could select all grades they teach, the total of the base sizes will add to more than 216 high school educators

**The workshops and activities have helped the students gain or improve their leadership skills.**

	Ninth Grade	Tenth Grade	Eleventh Grade	Twelfth Grade
Strongly agree	43.2%	37.1%	38.5%	40.8%
Somewhat agree	38.7%	40.9%	37.1%	35.4%
Somewhat disagree	2.6%	5.7%	7.0%	5.4%
Strongly disagree	1.3%	1.3%	0.7%	0.8%
Not applicable	14.2%	15.1%	16.8%	17.7%
<i>Base</i>	<i>155</i>	<i>159</i>	<i>143</i>	<i>130</i>

\*Note: Because educators could select all grades they teach, the total of the base sizes will add to more than 216 high school educators



## **APPENDIX I – QUESTIONNAIRE**



LFL ELEMENTARY PROGRAM OUTCOMES

**[INVITATION]**

Dear teacher:

To help us determine how well the Learning for Life curriculum is meeting your needs, please answer the following questions.

What grade do you teach? **[SELECT ALL THAT APPLY]**

- Early childhood
- Kindergarten
- First grade
- Second grade
- Third grade
- Fourth grade
- Fifth grade
- Sixth grade

Please rate the extent you agree with the following statements about the Learning for Life program.

**[SELECT ONE]**

	<b>STRONGLY AGREE</b>	<b>SOMEWHAT AGREE</b>	<b>SOMEWHAT DISAGREE</b>	<b>STRONGLY DISAGREE</b>	<b>NOT APPLICABLE</b>
Learning for Life’s lessons and activities are age-appropriate.	<input type="radio"/>	<input type="radio"/>	<input type="radio"/>	<input type="radio"/>	<input type="radio"/>
Learning for Life helps children improve their relationship with adults.	<input type="radio"/>	<input type="radio"/>	<input type="radio"/>	<input type="radio"/>	<input type="radio"/>
Learning for Life’s activities are grade-specific.	<input type="radio"/>	<input type="radio"/>	<input type="radio"/>	<input type="radio"/>	<input type="radio"/>
The lessons and activities help children learn to be more responsible.	<input type="radio"/>	<input type="radio"/>	<input type="radio"/>	<input type="radio"/>	<input type="radio"/>
The program provides activities that interest the children in your class.	<input type="radio"/>	<input type="radio"/>	<input type="radio"/>	<input type="radio"/>	<input type="radio"/>
The lessons effectively teach the concepts of laws and justice.	<input type="radio"/>	<input type="radio"/>	<input type="radio"/>	<input type="radio"/>	<input type="radio"/>
The lessons help children to respect those of different ethnic and cultural backgrounds.	<input type="radio"/>	<input type="radio"/>	<input type="radio"/>	<input type="radio"/>	<input type="radio"/>
Learning for Life teaches children the skills they need to resist negative peer pressure.	<input type="radio"/>	<input type="radio"/>	<input type="radio"/>	<input type="radio"/>	<input type="radio"/>

	<b>STRONGLY AGREE</b>	<b>SOMEWHAT AGREE</b>	<b>SOMEWHAT DISAGREE</b>	<b>STRONGLY DISAGREE</b>	<b>NOT APPLICABLE</b>
Learning for Life helps children develop skills to manage day-to-day challenges.	<input type="radio"/>	<input type="radio"/>	<input type="radio"/>	<input type="radio"/>	<input type="radio"/>
Learning for Life helps children build self-esteem.	<input type="radio"/>	<input type="radio"/>	<input type="radio"/>	<input type="radio"/>	<input type="radio"/>
The lessons and activities help children to develop their creativity.	<input type="radio"/>	<input type="radio"/>	<input type="radio"/>	<input type="radio"/>	<input type="radio"/>
Learning for Life provides fun ways for the children to learn new things.	<input type="radio"/>	<input type="radio"/>	<input type="radio"/>	<input type="radio"/>	<input type="radio"/>
The lessons and activities help children to learn to get along better with each other.	<input type="radio"/>	<input type="radio"/>	<input type="radio"/>	<input type="radio"/>	<input type="radio"/>
Learning for Life helps create a fun learning environment.	<input type="radio"/>	<input type="radio"/>	<input type="radio"/>	<input type="radio"/>	<input type="radio"/>

What is the zip code for your school? \_\_\_\_\_

Thank you for taking the survey.

LFL 7<sup>th</sup> and 8<sup>th</sup> PROGRAM OUTCOMES

**[INVITATION]**

Dear teacher:

To help us determine how well the Learning for Life curriculum is meeting your needs, please answer the following questions.

What grade do you teach? **[SELECT ALL THAT APPLY]**

Seventh grade

Eighth grade

Please rate the extent you agree with the following statements about the Learning for Life program.

**[SELECT ONE]**

	<b>STRONGLY AGREE</b>	<b>SOMEWHAT AGREE</b>	<b>SOMEWHAT DISAGREE</b>	<b>STRONGLY DISAGREE</b>	<b>NOT APPLICABLE</b>
The community speakers help the students learn about the opportunities available to them.	<input type="radio"/>	<input type="radio"/>	<input type="radio"/>	<input type="radio"/>	<input type="radio"/>
It helps the school provide a caring, encouraging environment.	<input type="radio"/>	<input type="radio"/>	<input type="radio"/>	<input type="radio"/>	<input type="radio"/>
The speakers are a positive influence on the students.	<input type="radio"/>	<input type="radio"/>	<input type="radio"/>	<input type="radio"/>	<input type="radio"/>
It helps students develop a sense of personal responsibility.	<input type="radio"/>	<input type="radio"/>	<input type="radio"/>	<input type="radio"/>	<input type="radio"/>
The resources help to teach interpersonal skills.	<input type="radio"/>	<input type="radio"/>	<input type="radio"/>	<input type="radio"/>	<input type="radio"/>
The lesson plans help the students realize that they have control over what happens to them.	<input type="radio"/>	<input type="radio"/>	<input type="radio"/>	<input type="radio"/>	<input type="radio"/>
It helps enhance the students' self-esteem.	<input type="radio"/>	<input type="radio"/>	<input type="radio"/>	<input type="radio"/>	<input type="radio"/>
It helps motivate the students to do well in school.	<input type="radio"/>	<input type="radio"/>	<input type="radio"/>	<input type="radio"/>	<input type="radio"/>
The personality exercise help the students learn more about themselves.	<input type="radio"/>	<input type="radio"/>	<input type="radio"/>	<input type="radio"/>	<input type="radio"/>
It helps the students develop the desire to serve in the community.	<input type="radio"/>	<input type="radio"/>	<input type="radio"/>	<input type="radio"/>	<input type="radio"/>

	<b>STRONGLY AGREE</b>	<b>SOMEWHAT AGREE</b>	<b>SOMEWHAT DISAGREE</b>	<b>STRONGLY DISAGREE</b>	<b>NOT APPLICABLE</b>
The personality exercises help the students understand others better.	<input type="radio"/>	<input type="radio"/>	<input type="radio"/>	<input type="radio"/>	<input type="radio"/>
It gives students strategies to resolve conflicts without violence.	<input type="radio"/>	<input type="radio"/>	<input type="radio"/>	<input type="radio"/>	<input type="radio"/>
The lessons and exercises help the students to understand and appreciate those from different cultural, ethnic, or racial backgrounds.	<input type="radio"/>	<input type="radio"/>	<input type="radio"/>	<input type="radio"/>	<input type="radio"/>
Learning for Life helps students learn about setting personal goals.	<input type="radio"/>	<input type="radio"/>	<input type="radio"/>	<input type="radio"/>	<input type="radio"/>

What is the zip code for your school? \_\_\_\_\_

Thank you for taking the survey.

LFL HIGH SCHOOL PROGRAM OUTCOMES

**[INVITATION]**

Dear teacher:

To help us determine how well the Learning for Life curriculum is meeting your needs, please answer the following questions.

What grade do you teach? **[SELECT ALL THAT APPLY]**

Ninth grade

Tenth grade

Eleventh grade

Twelfth grade

Please rate the extent you agree with the following statements about the Learning for Life program.

**[SELECT ONE]**

	STRONGLY AGREE	SOMEWHAT AGREE	SOMEWHAT DISAGREE	STRONGLY DISAGREE	NOT APPLICABLE
The workshops and activities help students improve their communication skills.	<input type="radio"/>	<input type="radio"/>	<input type="radio"/>	<input type="radio"/>	<input type="radio"/>
The guest presenters are people the students can look up to.	<input type="radio"/>	<input type="radio"/>	<input type="radio"/>	<input type="radio"/>	<input type="radio"/>
Learning for Life helps enhance the classroom atmosphere of caring.	<input type="radio"/>	<input type="radio"/>	<input type="radio"/>	<input type="radio"/>	<input type="radio"/>
The workshops and activities actively engage the students in learning.	<input type="radio"/>	<input type="radio"/>	<input type="radio"/>	<input type="radio"/>	<input type="radio"/>
The workshops give the students an understanding of what is necessary to achieve success in the professional world.	<input type="radio"/>	<input type="radio"/>	<input type="radio"/>	<input type="radio"/>	<input type="radio"/>
The workshops teach skills for handling peer pressure.	<input type="radio"/>	<input type="radio"/>	<input type="radio"/>	<input type="radio"/>	<input type="radio"/>
The workshops help increase self-esteem.	<input type="radio"/>	<input type="radio"/>	<input type="radio"/>	<input type="radio"/>	<input type="radio"/>
The workshops help the students understand the importance of being honest and ethical in their careers.	<input type="radio"/>	<input type="radio"/>	<input type="radio"/>	<input type="radio"/>	<input type="radio"/>
The workshops teach skills for resolving conflicts.	<input type="radio"/>	<input type="radio"/>	<input type="radio"/>	<input type="radio"/>	<input type="radio"/>

	<b>STRONGLY AGREE</b>	<b>SOMEWHAT AGREE</b>	<b>SOMEWHAT DISAGREE</b>	<b>STRONGLY DISAGREE</b>	<b>NOT APPLICABLE</b>
The workshops help the students be more comfortable with people from different cultural, racial, and ethnic backgrounds.	<input type="radio"/>	<input type="radio"/>	<input type="radio"/>	<input type="radio"/>	<input type="radio"/>
The workshops and activities help the students learn how to set goals and make plans for the future.	<input type="radio"/>	<input type="radio"/>	<input type="radio"/>	<input type="radio"/>	<input type="radio"/>
The workshops and activities have helped the students gain or improve their leadership skills.	<input type="radio"/>	<input type="radio"/>	<input type="radio"/>	<input type="radio"/>	<input type="radio"/>

What is the zip code for your school? \_\_\_\_\_

Thank you for taking the survey.



LFL SPECIAL NEEDS PROGRAM OUTCOMES

**[INVITATION]**

Dear teacher:

To help us determine how well the Learning for Life curriculum is meeting your needs, please answer the following questions.

Taking the ability level of your special needs students into account, please rate the extent you agree with the following statements about the Learning for Life program. **[SELECT ONE]**

	<b>STRONGLY AGREE</b>	<b>SOMEWHAT AGREE</b>	<b>SOMEWHAT DISAGREE</b>	<b>STRONGLY DISAGREE</b>	<b>DID NOT TEACH</b>
Because of the safety lessons, my students are better able to avoid common household hazards and dangers.	<input type="radio"/>	<input type="radio"/>	<input type="radio"/>	<input type="radio"/>	<input type="radio"/>
The safety lessons have increased my students' knowledge of what to do if they become lost.	<input type="radio"/>	<input type="radio"/>	<input type="radio"/>	<input type="radio"/>	<input type="radio"/>
The pedestrian safety lesson helped my students improve skills such as how to cross the street safely and to recognize traffic signs.	<input type="radio"/>	<input type="radio"/>	<input type="radio"/>	<input type="radio"/>	<input type="radio"/>
The calendar lessons have helped improve my students' ability to follow the daily classroom routine.	<input type="radio"/>	<input type="radio"/>	<input type="radio"/>	<input type="radio"/>	<input type="radio"/>
The self concept lessons have helped my students improve the ability to identify their basic emotions.	<input type="radio"/>	<input type="radio"/>	<input type="radio"/>	<input type="radio"/>	<input type="radio"/>
The self concept lessons have helped my students improve their ability to identify positive personality traits in themselves and others.	<input type="radio"/>	<input type="radio"/>	<input type="radio"/>	<input type="radio"/>	<input type="radio"/>
The grooming lessons have improved my students' skills for taking care of themselves, such as washing their hands and brushing their teeth.	<input type="radio"/>	<input type="radio"/>	<input type="radio"/>	<input type="radio"/>	<input type="radio"/>

	<b>STRONGLY AGREE</b>	<b>SOMEWHAT AGREE</b>	<b>SOMEWHAT DISAGREE</b>	<b>STRONGLY DISAGREE</b>	<b>DID NOT TEACH</b>
The clothing lessons have helped my students improve their ability to choose clothing to wear that is appropriate for different situations.	<input type="radio"/>	<input type="radio"/>	<input type="radio"/>	<input type="radio"/>	<input type="radio"/>
The lessons have helped my students improve their ability to recognize and handle anger in healthy ways.	<input type="radio"/>	<input type="radio"/>	<input type="radio"/>	<input type="radio"/>	<input type="radio"/>
Through the nutrition lessons my students have improved their ability to recognize and appreciate healthy foods.	<input type="radio"/>	<input type="radio"/>	<input type="radio"/>	<input type="radio"/>	<input type="radio"/>
The wellness lessons have helped increase my students' understanding of the importance of exercise.	<input type="radio"/>	<input type="radio"/>	<input type="radio"/>	<input type="radio"/>	<input type="radio"/>
The wellness lessons have helped increase my students' understanding of the need for proper rest.	<input type="radio"/>	<input type="radio"/>	<input type="radio"/>	<input type="radio"/>	<input type="radio"/>
The lessons are helping my students build self-esteem.	<input type="radio"/>	<input type="radio"/>	<input type="radio"/>	<input type="radio"/>	<input type="radio"/>
The lessons provide fun ways to learn important skills.	<input type="radio"/>	<input type="radio"/>	<input type="radio"/>	<input type="radio"/>	<input type="radio"/>

What is the zip code for your school? \_\_\_\_\_

Thank you for taking the survey.

## **APPENDIX II – SURVEY RESPONSES**



ZIP CODE	REG CODE	AREA	COUNCIL NUMBER	COUNCIL NAME	RESPONSE COUNT	TOTALS
36605	SR	1	4	Mobile Area	1	1
90011	WR	4	33	Los Angeles Area	6	
90039	WR	4	33	Los Angeles Area	11	17
92101	WR	6	49	San Diego-Imperial	1	
92104	WR	6	49	San Diego-Imperial	1	
92105	WR	6	49	San Diego-Imperial	5	
92110	WR	6	49	San Diego-Imperial	19	
92114	WR	6	49	San Diego-Imperial	8	
92115	WR	6	49	San Diego-Imperial	1	35
90404	WR	4	51	Western Los Angeles County	1	
91335	WR	4	51	Western Los Angeles County	1	
91605	WR	4	51	Western Los Angeles County	1	3
91352	WR	4	58	Verdugo Hills	1	1
81001	WR	5	63	Rocky Mountain	1	
81003	WR	5	63	Rocky Mountain	1	
81004	WR	5	63	Rocky Mountain	3	
81005	WR	5	63	Rocky Mountain	3	
81022	WR	5	63	Rocky Mountain	1	
81052	WR	5	63	Rocky Mountain	2	
81120	WR	5	63	Rocky Mountain	1	12
20020	NR	6	82	National Capital Area	1	
20706	NR	6	82	National Capital Area	1	
20720	NR	6	82	National Capital Area	1	3
32702	SR	4	83	Central Florida	2	
32703	SR	4	83	Central Florida	1	
32712	SR	4	83	Central Florida	21	
32804	SR	4	83	Central Florida	3	
32805	SR	4	83	Central Florida	11	
32807	SR	4	83	Central Florida	1	
32811	SR	4	83	Central Florida	1	
32819	SR	4	83	Central Florida	1	
32820	SR	4	83	Central Florida	1	
32822	SR	4	83	Central Florida	16	
32824	SR	4	83	Central Florida	2	
32825	SR	4	83	Central Florida	3	
32828	SR	4	83	Central Florida	1	
32829	SR	4	83	Central Florida	3	
32832	SR	4	83	Central Florida	2	
32835	SR	4	83	Central Florida	6	
32837	SR	4	83	Central Florida	4	
34761	SR	4	83	Central Florida	17	
34787	SR	4	83	Central Florida	11	107
33013	SR	4	84	South Florida	1	
33016	SR	4	84	South Florida	1	
33032	SR	4	84	South Florida	2	
33033	SR	4	84	South Florida	2	
33034	SR	4	84	South Florida	1	
33040	SR	4	84	South Florida	23	
33050	SR	4	84	South Florida	1	
33055	SR	4	84	South Florida	2	
33056	SR	4	84	South Florida	2	

ZIP CODE	REG CODE	AREA	COUNCIL NUMBER	COUNCIL NAME	RESPONSE COUNT	TOTALS
33127	SR	4	84	South Florida	1	
33143	SR	4	84	South Florida	1	
33150	SR	4	84	South Florida	5	
33157	SR	4	84	South Florida	6	
33161	SR	4	84	South Florida	1	
33167	SR	4	84	South Florida	1	
33169	SR	4	84	South Florida	1	
33179	SR	4	84	South Florida	1	
33187	SR	4	84	South Florida	1	53
33401	SR	4	85	Gulf Stream	1	
33411	SR	4	85	Gulf Stream	1	
33414	SR	4	85	Gulf Stream	1	
33437	SR	4	85	Gulf Stream	1	
33462	SR	4	85	Gulf Stream	1	
33463	SR	4	85	Gulf Stream	1	
33467	SR	4	85	Gulf Stream	1	7
33565	SR	4	86	Gulf Ridge	3	
33572	SR	4	86	Gulf Ridge	7	
33573	SR	4	86	Gulf Ridge	1	
33579	SR	4	86	Gulf Ridge	6	
33603	SR	4	86	Gulf Ridge	1	
33604	SR	4	86	Gulf Ridge	1	
33609	SR	4	86	Gulf Ridge	1	
33611	SR	4	86	Gulf Ridge	1	
33647	SR	4	86	Gulf Ridge	5	
34637	SR	4	86	Gulf Ridge	1	27
32065	SR	4	87	North Florida	1	
32148	SR	4	87	North Florida	6	
32177	SR	4	87	North Florida	3	
32205	SR	4	87	North Florida	1	
32206	SR	4	87	North Florida	7	
32208	SR	4	87	North Florida	5	
32209	SR	4	87	North Florida	4	
32210	SR	4	87	North Florida	6	
32211	SR	4	87	North Florida	2	
32218	SR	4	87	North Florida	1	
32221	SR	4	87	North Florida	2	
32244	SR	4	87	North Florida	2	
32246	SR	4	87	North Florida	1	
32254	SR	4	87	North Florida	5	
32257	SR	4	87	North Florida	1	
32258	SR	4	87	North Florida	1	48
33903	SR	4	88	Southwest Florida	10	
33905	SR	4	88	Southwest Florida	4	
33908	SR	4	88	Southwest Florida	6	
33909	SR	4	88	Southwest Florida	2	
33912	SR	4	88	Southwest Florida	2	
33914	SR	4	88	Southwest Florida	14	
33916	SR	4	88	Southwest Florida	5	
33919	SR	4	88	Southwest Florida	6	
33920	SR	4	88	Southwest Florida	5	

ZIP CODE	REG CODE	AREA	COUNCIL NUMBER	COUNCIL NAME	RESPONSE COUNT	TOTALS
33966	SR	4	88	Southwest Florida	1	
33967	SR	4	88	Southwest Florida	7	
33990	SR	4	88	Southwest Florida	1	
33991	SR	4	88	Southwest Florida	4	
33993	SR	4	88	Southwest Florida	1	
34135	SR	4	88	Southwest Florida	2	<b>70</b>
33770	SR	4	89	West Central Florida	2	
33774	SR	4	89	West Central Florida	1	
33782	SR	4	89	West Central Florida	1	
34653	SR	4	89	West Central Florida	1	<b>5</b>
30064	SR	9	92	Atlanta Area	1	
30080	SR	9	92	Atlanta Area	3	
30106	SR	9	92	Atlanta Area	1	
30143	SR	9	92	Atlanta Area	1	
30312	SR	9	92	Atlanta Area	1	
30314	SR	9	92	Atlanta Area	2	
30331	SR	9	92	Atlanta Area	1	<b>10</b>
30824	SR	5	93	Georgia-Carolina	1	<b>1</b>
62060	CR	3	114	Lewis & Clark	1	<b>1</b>
60623	CR	7	118	Chicago Area	1	<b>1</b>
60120	CR	7	127	Three Fires	2	
60506	CR	7	127	Three Fires	3	
60512	CR	7	127	Three Fires	1	<b>6</b>
60035	CR	7	129	Northeast Illinois	1	
60040	CR	7	129	Northeast Illinois	5	<b>6</b>
52806	CR	3	133	Illowa	1	<b>1</b>
61554	CR	3	138	W.D. Boyce	7	
61605	CR	3	138	W.D. Boyce	1	<b>8</b>
46113	CR	6	145	Hoosier Trails	1	<b>1</b>
47648	CR	6	156	Buffalo Trace	1	<b>1</b>
46011	CR	6	160	Crossroads of America	5	
46052	CR	6	160	Crossroads of America	2	
46112	CR	6	160	Crossroads of America	2	
46131	CR	6	160	Crossroads of America	4	
46140	CR	6	160	Crossroads of America	1	
46184	CR	6	160	Crossroads of America	1	
46201	CR	6	160	Crossroads of America	23	
46202	CR	6	160	Crossroads of America	2	
46203	CR	6	160	Crossroads of America	67	
46205	CR	6	160	Crossroads of America	7	
46208	CR	6	160	Crossroads of America	19	
46214	CR	6	160	Crossroads of America	1	
46217	CR	6	160	Crossroads of America	4	
46218	CR	6	160	Crossroads of America	5	
46219	CR	6	160	Crossroads of America	1	
46220	CR	6	160	Crossroads of America	1	
46221	CR	6	160	Crossroads of America	5	
46222	CR	6	160	Crossroads of America	8	
46224	CR	6	160	Crossroads of America	1	
46226	CR	6	160	Crossroads of America	38	
46227	CR	6	160	Crossroads of America	20	

ZIP CODE	REG CODE	AREA	COUNCIL NUMBER	COUNCIL NAME	RESPONSE COUNT	TOTALS
46228	CR	6	160	Crossroads of America	10	
46229	CR	6	160	Crossroads of America	3	
46235	CR	6	160	Crossroads of America	2	
46236	CR	6	160	Crossroads of America	1	
46237	CR	6	160	Crossroads of America	6	
46239	CR	6	160	Crossroads of America	4	
46240	CR	6	160	Crossroads of America	6	
46241	CR	6	160	Crossroads of America	1	
46256	CR	6	160	Crossroads of America	4	
46260	CR	6	160	Crossroads of America	1	
46268	CR	6	160	Crossroads of America	4	
47012	CR	6	160	Crossroads of America	3	
47302	CR	6	160	Crossroads of America	1	
47331	CR	6	160	Crossroads of America	1	
47362	CR	6	160	Crossroads of America	13	
47374	CR	6	160	Crossroads of America	1	
47386	CR	6	160	Crossroads of America	1	
47802	CR	6	160	Crossroads of America	2	
47874	CR	6	160	Crossroads of America	1	
47933	CR	6	160	Crossroads of America	1	<b>283</b>
46530	CR	6	165	La Salle	1	<b>1</b>
21037	NR	6	220	Baltimore Area	1	
21046	NR	6	220	Baltimore Area	1	
21131	NR	6	220	Baltimore Area	1	
21211	NR	6	220	Baltimore Area	1	
21217	NR	6	220	Baltimore Area	1	
21218	NR	6	220	Baltimore Area	1	
21222	NR	6	220	Baltimore Area	1	
21223	NR	6	220	Baltimore Area	3	
21401	NR	6	220	Baltimore Area	1	<b>11</b>
48601	CR	2	265	Lake Huron Area	1	<b>1</b>
49022	CR	2	270	Southwest Michigan	6	<b>6</b>
48207	CR	2	272	Great Lakes	2	<b>2</b>
64501	CR	5	311	Pony Express	1	
64506	CR	5	311	Pony Express	1	<b>2</b>
63104	CR	3	312	Greater St. Louis Area	2	
63106	CR	3	312	Greater St. Louis Area	5	
63107	CR	3	312	Greater St. Louis Area	11	
63110	CR	3	312	Greater St. Louis Area	4	
63116	CR	3	312	Greater St. Louis Area	2	
63121	CR	3	312	Greater St. Louis Area	1	
63136	CR	3	312	Greater St. Louis Area	1	
63138	CR	3	312	Greater St. Louis Area	1	
63139	CR	3	312	Greater St. Louis Area	5	
63147	CR	3	312	Greater St. Louis Area	3	<b>35</b>
03034	NR	1	330	Daniel Webster	1	<b>1</b>
07024	NR	7	333	Northern New Jersey	7	
07103	NR	7	333	Northern New Jersey	2	
07104	NR	7	333	Northern New Jersey	1	
07105	NR	7	333	Northern New Jersey	3	
07112	NR	7	333	Northern New Jersey	1	



ZIP CODE	REG CODE	AREA	COUNCIL NUMBER	COUNCIL NAME	RESPONSE COUNT	TOTALS
07503	NR	7	333	Northern New Jersey	1	
07512	NR	7	333	Northern New Jersey	3	<b>18</b>
10552	NR	7	388	Westchester-Putnam	1	
10701	NR	7	388	Westchester-Putnam	1	<b>2</b>
13335	NR	3	393	Otschodela	1	
13796	NR	3	393	Otschodela	1	
13820	NR	3	393	Otschodela	1	<b>3</b>
11772	NR	7	404	Suffolk County	1	
11796	NR	7	404	Suffolk County	1	<b>2</b>
28021	SR	5	420	Piedmont	2	
28043	SR	5	420	Piedmont	1	
28150	SR	5	420	Piedmont	1	
28601	SR	5	420	Piedmont	1	
28610	SR	5	420	Piedmont	1	
28613	SR	5	420	Piedmont	1	<b>7</b>
28341	SR	7	424	Tuscarora	1	<b>1</b>
27012	SR	7	427	Old Hickory	2	
27017	SR	7	427	Old Hickory	3	
27030	SR	7	427	Old Hickory	1	
27105	SR	7	427	Old Hickory	1	
27106	SR	7	427	Old Hickory	1	<b>8</b>
58237	CR	1	429	Northern Lights	1	<b>1</b>
45011	CR	6	438	Dan Beard	9	
45013	CR	6	438	Dan Beard	1	
45205	CR	6	438	Dan Beard	4	
45231	CR	6	438	Dan Beard	3	
45232	CR	6	438	Dan Beard	1	
45240	CR	6	438	Dan Beard	1	<b>19</b>
44104	CR	4	440	Greater Cleveland	2	
44105	CR	4	440	Greater Cleveland	1	
44109	CR	4	440	Greater Cleveland	1	<b>4</b>
44883	CR	6	449	Black Swamp Area	1	<b>1</b>
73020	SR	8	480	Last Frontier	3	
73054	SR	8	480	Last Frontier	1	
73110	SR	8	480	Last Frontier	1	
73111	SR	8	480	Last Frontier	9	
73117	SR	8	480	Last Frontier	1	
73150	SR	8	480	Last Frontier	1	<b>16</b>
74104	SR	8	488	Indian Nations	7	
74106	SR	8	488	Indian Nations	2	
74107	SR	8	488	Indian Nations	5	
74110	SR	8	488	Indian Nations	1	
74115	SR	8	488	Indian Nations	4	
74126	SR	8	488	Indian Nations	2	
74127	SR	8	488	Indian Nations	1	
74129	SR	8	488	Indian Nations	7	
74130	SR	8	488	Indian Nations	2	
74136	SR	8	488	Indian Nations	5	
74437	SR	8	488	Indian Nations	2	
74447	SR	8	488	Indian Nations	14	
74859	SR	8	488	Indian Nations	1	<b>53</b>

ZIP CODE	REG CODE	AREA	COUNCIL NUMBER	COUNCIL NAME	RESPONSE COUNT	TOTALS
97502	WR	1	491	Crater Lake	1	
97504	WR	1	491	Crater Lake	1	2
15851	NR	4	509	Bucktail	1	1
15417	NR	4	512	Westmoreland-Fayette	1	
15436	NR	4	512	Westmoreland-Fayette	1	
15461	NR	4	512	Westmoreland-Fayette	1	
15601	NR	4	512	Westmoreland-Fayette	2	
15612	NR	4	512	Westmoreland-Fayette	1	
15637	NR	4	512	Westmoreland-Fayette	1	
15650	NR	4	512	Westmoreland-Fayette	1	
15679	NR	4	512	Westmoreland-Fayette	2	
15683	NR	4	512	Westmoreland-Fayette	1	11
19022	NR	5	525	Cradle of Liberty	2	2
19382	NR	6	539	Chester County	1	1
29605	SR	5	551	Blue Ridge	1	
29650	SR	5	551	Blue Ridge	1	2
38125	SR	6	558	Chickasaw	1	
38141	SR	6	558	Chickasaw	5	6
78704	SR	3	564	Capitol Area	1	
78728	SR	3	564	Capitol Area	1	
78751	SR	3	564	Capitol Area	14	16
79761	SR	3	567	Buffalo Trail	1	1
75206	SR	2	571	Circle Ten	1	
75217	SR	2	571	Circle Ten	2	
75220	SR	2	571	Circle Ten	1	
75241	SR	2	571	Circle Ten	1	
75253	SR	2	571	Circle Ten	1	6
77518	SR	3	574	Bay Area	1	
77568	SR	3	574	Bay Area	3	
77590	SR	3	574	Bay Area	11	15
77023	SR	3	576	Sam Houston Area	1	
77028	SR	3	576	Sam Houston Area	1	
77050	SR	3	576	Sam Houston Area	2	
77054	SR	3	576	Sam Houston Area	1	
77073	SR	3	576	Sam Houston Area	1	
77090	SR	3	576	Sam Houston Area	3	
77373	SR	3	576	Sam Houston Area	1	10
78363	SR	3	577	South Texas	30	
78385	SR	3	577	South Texas	5	
78412	SR	3	577	South Texas	2	
78414	SR	3	577	South Texas	1	
78415	SR	3	577	South Texas	12	
78416	SR	3	577	South Texas	1	51
78207	SR	3	583	Alamo Area	2	
78211	SR	3	583	Alamo Area	6	
78212	SR	3	583	Alamo Area	2	
78213	SR	3	583	Alamo Area	1	
78214	SR	3	583	Alamo Area	1	
78224	SR	3	583	Alamo Area	3	
78226	SR	3	583	Alamo Area	3	
78237	SR	3	583	Alamo Area	1	

ZIP CODE	REG CODE	AREA	COUNCIL NUMBER	COUNCIL NAME	RESPONSE COUNT	TOTALS
78238	SR	3	583	Alamo Area	2	
78242	SR	3	583	Alamo Area	25	
78250	SR	3	583	Alamo Area	1	<b>47</b>
71801	SR	2	584	Caddo Area	1	
75503	SR	2	584	Caddo Area	1	<b>2</b>
75640	SR	2	585	East Texas Area	2	
75701	SR	2	585	East Texas Area	1	
75702	SR	2	585	East Texas Area	1	
75791	SR	2	585	East Texas Area	1	<b>5</b>
76310	SR	2	587	Northwest Texas	1	<b>1</b>
84018	WR	2	589	Trapper Trails	1	<b>1</b>
84092	WR	2	590	Great Salt Lake	1	
84107	WR	2	590	Great Salt Lake	8	
84115	WR	2	590	Great Salt Lake	6	
84118	WR	2	590	Great Salt Lake	16	
84119	WR	2	590	Great Salt Lake	7	
84128	WR	2	590	Great Salt Lake	2	<b>40</b>
84057	WR	2	591	Utah National Parks	10	
84511	WR	2	591	Utah National Parks	2	
84531	WR	2	591	Utah National Parks	1	
84601	WR	2	591	Utah National Parks	9	
84604	WR	2	591	Utah National Parks	4	
84606	WR	2	591	Utah National Parks	1	
84663	WR	2	591	Utah National Parks	1	
84770	WR	2	591	Utah National Parks	1	<b>29</b>
24012	SR	7	599	Blue Ridge Mountains	1	<b>1</b>
53205	CR	3	629	Milwaukee County	1	
53208	CR	3	629	Milwaukee County	2	
53218	CR	3	629	Milwaukee County	6	
53224	CR	3	629	Milwaukee County	2	<b>11</b>
53073	CR	1	635	Bay-Lakes	1	<b>1</b>
10452	NR	7	640	Greater New York	1	
10460	NR	7	640	Greater New York	1	
10464	NR	7	640	Greater New York	2	
11102	NR	7	640	Greater New York	10	
11103	NR	7	640	Greater New York	1	
11213	NR	7	640	Greater New York	1	
11215	NR	7	640	Greater New York	3	
11237	NR	7	640	Greater New York	2	
11238	NR	7	640	Greater New York	1	
11374	NR	7	640	Greater New York	1	
11377	NR	7	640	Greater New York	3	<b>26</b>
53188	CR	3	651	Potawatomi Area	2	
53189	CR	3	651	Potawatomi Area	1	<b>3</b>
32308	SR	4	664	Suwannee River Area	1	
32310	SR	4	664	Suwannee River Area	1	
32321	SR	4	664	Suwannee River Area	5	
32334	SR	4	664	Suwannee River Area	1	
32347	SR	4	664	Suwannee River Area	1	
32359	SR	4	664	Suwannee River Area	1	<b>10</b>
99780	WR	1	696	Midnight Sun	1	<b>1</b>

<b>ZIP CODE</b>	<b>REG CODE</b>	<b>AREA</b>	<b>COUNCIL NUMBER</b>	<b>COUNCIL NAME</b>	<b>RESPONSE COUNT</b>	<b>TOTALS</b>
60056	CR	7	751	Northwest Suburban	2	
60074	CR	7	751	Northwest Suburban	1	
60169	CR	7	751	Northwest Suburban	1	<b>4</b>
32504	SR	1	773	Gulf Coast	1	
32505	SR	1	773	Gulf Coast	1	
32526	SR	1	773	Gulf Coast	3	<b>5</b>
				undetermined	14	<b>14</b>

**1,227**

ZIP CODE	REG CODE	AREA	COUNCIL NUMBER	COUNCIL NAME	RESPONSE COUNT	TOTALS
36606	SR	1	4	Mobile Area	1	
36607	SR	1	4	Mobile Area	2	3
91942	WR	6	49	San Diego-Imperial	1	
92105	WR	6	49	San Diego-Imperial	1	
92110	WR	6	49	San Diego-Imperial	2	
92114	WR	6	49	San Diego-Imperial	5	
92116	WR	6	49	San Diego-Imperial	1	
92130	WR	6	49	San Diego-Imperial	1	11
90404	WR	4	51	Western Los Angeles County	1	1
81001	WR	5	63	Rocky Mountain	2	
81003	WR	5	63	Rocky Mountain	1	
81004	WR	5	63	Rocky Mountain	1	
81005	WR	5	63	Rocky Mountain	3	7
27028	SR	7	70	Old North State	1	1
33015	SR	4	84	South Florida	1	
33032	SR	4	84	South Florida	1	
33055	SR	4	84	South Florida	1	3
33904	SR	4	88	Southwest Florida	1	
33936	SR	4	88	Southwest Florida	1	
33966	SR	4	88	Southwest Florida	1	
33967	SR	4	88	Southwest Florida	1	
33990	SR	4	88	Southwest Florida	5	
33991	SR	4	88	Southwest Florida	6	
33993	SR	4	88	Southwest Florida	3	18
33705	SR	4	89	West Central Florida	1	
33710	SR	4	89	West Central Florida	2	
33770	SR	4	89	West Central Florida	1	4
30076	SR	9	92	Atlanta Area	1	1
31061	SR	9	96	Central Georgia	1	1
62025	CR	3	114	Lewis & Clark	1	1
60632	CR	7	118	Chicago Area	1	1
60120	CR	7	127	Three Fires	3	
60174	CR	7	127	Three Fires	1	
60175	CR	7	127	Three Fires	3	7
60187	CR	7	127	Three Fires	1	1
47201	CR	6	145	Hoosier Trails	1	1
46052	CR	6	160	Crossroads of America	2	
46112	CR	6	160	Crossroads of America	1	
46124	CR	6	160	Crossroads of America	1	
46131	CR	6	160	Crossroads of America	1	
46142	CR	6	160	Crossroads of America	3	
46227	CR	6	160	Crossroads of America	1	
46237	CR	6	160	Crossroads of America	1	
46260	CR	6	160	Crossroads of America	1	
46268	CR	6	160	Crossroads of America	3	
47024	CR	6	160	Crossroads of America	1	
47353	CR	6	160	Crossroads of America	1	
47386	CR	6	160	Crossroads of America	2	18
21213	NR	6	220	Baltimore Area	2	
21223	NR	6	220	Baltimore Area	1	3
48207	CR	2	272	Great Lakes	1	1

<b>ZIP CODE</b>	<b>REG CODE</b>	<b>AREA</b>	<b>COUNCIL NUMBER</b>	<b>COUNCIL NAME</b>	<b>RESPONSE COUNT</b>	<b>TOTALS</b>
66101	CR	5	307	Heart of America	1	1
64507	CR	5	311	Pony Express	1	1
63111	CR	3	312	Greater St. Louis Area	1	
63136	CR	3	312	Greater St. Louis Area	1	2
03034	NR	1	330	Daniel Webster	1	1
07104	NR	7	333	Northern New Jersey	1	1
11735	NR	7	386	Theodore Roosevelt	1	1
11713	NR	7	404	Suffolk County	2	
11778	NR	7	404	Suffolk County	1	
11779	NR	7	404	Suffolk County	1	
11795	NR	7	404	Suffolk County	1	
11971	NR	7	404	Suffolk County	1	6
27018	SR	7	427	Old Hickory	1	
27030	SR	7	427	Old Hickory	1	
27104	SR	7	427	Old Hickory	1	
27106	SR	7	427	Old Hickory	2	
27284	SR	7	427	Old Hickory	2	
28621	SR	7	427	Old Hickory	1	
28670	SR	7	427	Old Hickory	1	9
45205	CR	6	438	Dan Beard	1	1
44105	CR	4	440	Greater Cleveland	1	
44115	CR	4	440	Greater Cleveland	1	2
73020	SR	8	480	Last Frontier	1	
73049	SR	8	480	Last Frontier	1	
73111	SR	8	480	Last Frontier	2	4
97539	WR	1	491	Crater Lake	1	1
15417	NR	4	512	Westmoreland-Fayette	1	
15650	NR	4	512	Westmoreland-Fayette	1	2
19022	NR	5	525	Cradle of Liberty	1	1
19382	NR	6	539	Chester County	1	1
29607	SR	5	551	Blue Ridge	1	
29609	SR	5	551	Blue Ridge	1	
29681	SR	5	551	Blue Ridge	1	
29687	SR	5	551	Blue Ridge	1	4
38111	SR	6	558	Chickasaw	4	4
77028	SR	3	576	Sam Houston Area	1	
77031	SR	3	576	Sam Houston Area	1	
77038	SR	3	576	Sam Houston Area	1	
77060	SR	3	576	Sam Houston Area	1	
77073	SR	3	576	Sam Houston Area	1	
77090	SR	3	576	Sam Houston Area	1	
77354	SR	3	576	Sam Houston Area	1	
77380	SR	3	576	Sam Houston Area	1	
77388	SR	3	576	Sam Houston Area	1	9
78355	SR	3	577	South Texas	2	
78363	SR	3	577	South Texas	1	3
75601	SR	2	585	East Texas Area	4	
75961	SR	2	585	East Texas Area	6	10
11213	NR	7	640	Greater New York	1	
11215	NR	7	640	Greater New York	1	
11237	NR	7	640	Greater New York	1	

<b>ZIP CODE</b>	<b>REG CODE</b>	<b>AREA</b>	<b>COUNCIL NUMBER</b>	<b>COUNCIL NAME</b>	<b>RESPONSE COUNT</b>	<b>TOTALS</b>
11374	NR	7	640	Greater New York	1	
11377	NR	7	640	Greater New York	2	<b>6</b>
32334	SR	4	664	Suwannee River Area	1	
32359	SR	4	664	Suwannee River Area	1	<b>2</b>
99705	WR	1	696	Midnight Sun	1	<b>1</b>
60004	CR	7	751	Northwest Suburban	1	
60005	CR	7	751	Northwest Suburban	1	
60056	CR	7	751	Northwest Suburban	2	<b>4</b>
				undetermined	7	<b>7</b>

**167**

ZIP CODE	REG CODE	AREA	COUNCIL NUMBER	COUNCIL NAME	RESPONSE COUNT	TOTALS
36606	SR	1	4	Mobile Area	1	1
92101	WR	6	49	San Diego-Imperial	20	
92102	WR	6	49	San Diego-Imperial	3	
92117	WR	6	49	San Diego-Imperial	38	61
90404	WR	4	51	Western Los Angeles County	1	1
80011	WR	5	61	Denver Area	2	
80015	WR	5	61	Denver Area	2	
80123	WR	5	61	Denver Area	1	
80129	WR	5	61	Denver Area	2	
80138	WR	5	61	Denver Area	1	
80232	WR	5	61	Denver Area	1	9
81003	WR	5	63	Rocky Mountain	1	
81006	WR	5	63	Rocky Mountain	1	2
81504	WR	5	64	Western Colorado	1	1
33015	SR	4	84	South Florida	7	
33040	SR	4	84	South Florida	2	
33155	SR	4	84	South Florida	1	10
32244	SR	4	87	North Florida	1	1
33909	SR	4	88	Southwest Florida	3	
33971	SR	4	88	Southwest Florida	3	
33972	SR	4	88	Southwest Florida	1	
33974	SR	4	88	Southwest Florida	5	12
33713	SR	4	89	West Central Florida	1	
34691	SR	4	89	West Central Florida	2	3
30022	SR	9	92	Atlanta Area	1	
30076	SR	9	92	Atlanta Area	1	
30315	SR	9	92	Atlanta Area	1	
30354	SR	9	92	Atlanta Area	1	4
30906	SR	5	93	Georgia-Carolina	1	1
30228	SR	9	95	Flint River	1	1
62060	CR	3	114	Lewis & Clark	1	1
60120	CR	7	127	Three Fires	4	
60126	CR	7	127	Three Fires	2	6
61605	CR	3	138	W.D. Boyce	1	1
47630	CR	6	156	Buffalo Trace	1	
47711	CR	6	156	Buffalo Trace	2	
47714	CR	6	156	Buffalo Trace	2	5
46044	CR	6	160	Crossroads of America	2	
46227	CR	6	160	Crossroads of America	1	
47327	CR	6	160	Crossroads of America	1	
47331	CR	6	160	Crossroads of America	1	
47386	CR	6	160	Crossroads of America	1	6
21201	NR	6	220	Baltimore Area	1	
21211	NR	6	220	Baltimore Area	1	
21213	NR	6	220	Baltimore Area	1	
21225	NR	6	220	Baltimore Area	1	4
48215	CR	2	272	Great Lakes	2	2
55720	CR	1	286	Voyageurs Area	1	1
64024	CR	5	307	Heart of America	1	
64029	CR	5	307	Heart of America	1	
64075	CR	5	307	Heart of America	1	



ZIP CODE	REG CODE	AREA	COUNCIL NUMBER	COUNCIL NAME	RESPONSE COUNT	TOTALS
64078	CR	5	307	Heart of America	1	
64116	CR	5	307	Heart of America	1	
64720	CR	5	307	Heart of America	1	
64724	CR	5	307	Heart of America	1	
66101	CR	5	307	Heart of America	1	<b>8</b>
64506	CR	5	311	Pony Express	2	<b>2</b>
51503	CR	5	326	Mid-America	2	
68005	CR	5	326	Mid-America	1	
68037	CR	5	326	Mid-America	1	
68104	CR	5	326	Mid-America	1	
68111	CR	5	326	Mid-America	1	
68123	CR	5	326	Mid-America	1	
68131	CR	5	326	Mid-America	2	
68134	CR	5	326	Mid-America	1	<b>10</b>
07017	NR	7	333	Northern New Jersey	1	
07503	NR	7	333	Northern New Jersey	1	<b>2</b>
11716	NR	7	404	Suffolk County	1	
11719	NR	7	404	Suffolk County	1	
11764	NR	7	404	Suffolk County	1	
11901	NR	7	404	Suffolk County	1	<b>4</b>
27030	SR	7	427	Old Hickory	1	
27041	SR	7	427	Old Hickory	1	
27103	SR	7	427	Old Hickory	2	
27106	SR	7	427	Old Hickory	1	<b>5</b>
45239	CR	6	438	Dan Beard	1	<b>1</b>
43065	CR	4	441	Simon Kenton	1	<b>1</b>
43337	CR	4	450	Heart of Ohio	1	<b>1</b>
97267	WR	1	492	Cascade Pacific	1	<b>1</b>
15401	NR	4	512	Westmoreland-Fayette	1	
15601	NR	4	512	Westmoreland-Fayette	1	<b>2</b>
29673	SR	5	551	Blue Ridge	1	<b>1</b>
78704	SR	3	564	Capitol Area	5	
78735	SR	3	564	Capitol Area	1	<b>6</b>
77573	SR	3	574	Bay Area	1	
77590	SR	3	574	Bay Area	2	<b>3</b>
77004	SR	3	576	Sam Houston Area	1	
77060	SR	3	576	Sam Houston Area	1	
77073	SR	3	576	Sam Houston Area	1	
77078	SR	3	576	Sam Houston Area	1	
77087	SR	3	576	Sam Houston Area	1	
77090	SR	3	576	Sam Houston Area	1	
77306	SR	3	576	Sam Houston Area	1	<b>7</b>
71854	SR	2	584	Caddo Area	1	
75503	SR	2	584	Caddo Area	1	<b>2</b>
75702	SR	2	585	East Texas Area	1	
75965	SR	2	585	East Texas Area	4	<b>5</b>
24501	SR	7	599	Blue Ridge Mountains	1	<b>1</b>
54968	CR	1	635	Bay-Lakes	1	
54971	CR	1	635	Bay-Lakes	1	
54974	CR	1	635	Bay-Lakes	1	<b>3</b>
10463	NR	7	640	Greater New York	1	<b>1</b>

<b>ZIP CODE</b>	<b>REG CODE</b>	<b>AREA</b>	<b>COUNCIL NUMBER</b>	<b>COUNCIL NAME</b>	<b>RESPONSE COUNT</b>	<b>TOTALS</b>
53005	CR	3	651	Potawatomis Area	2	
53018	CR	3	651	Potawatomis Area	1	<b>3</b>
32321	SR	4	664	Suwannee River Area	1	<b>1</b>
99701	WR	1	696	Midnight Sun	1	
99705	WR	1	696	Midnight Sun	1	
99709	WR	1	696	Midnight Sun	1	<b>3</b>
60067	CR	7	751	Northwest Suburban	4	
60169	CR	7	751	Northwest Suburban	2	
60194	CR	7	751	Northwest Suburban	1	<b>7</b>
				undetermined	3	<b>3</b>

**216**

ZIP CODE	REG CODE	AREA	COUNCIL NUMBER	COUNCIL NAME	RESPONSE COUNT	TOTALS
92101	WR	6	49	San Diego-Imperial	3	
92105	WR	6	49	San Diego-Imperial	1	4
90230	WR	4	51	Western Los Angeles County	1	
91335	WR	4	51	Western Los Angeles County	12	
91401	WR	4	51	Western Los Angeles County	2	
91405	WR	4	51	Western Los Angeles County	1	
91605	WR	4	51	Western Los Angeles County	6	22
80012	WR	5	61	Denver Area	1	1
33015	SR	4	84	South Florida	1	
33040	SR	4	84	South Florida	2	3
32043	SR	4	87	North Florida	1	
32246	SR	4	87	North Florida	2	3
33966	SR	4	88	Southwest Florida	1	
33993	SR	4	88	Southwest Florida	1	2
33782	SR	4	89	West Central Florida	1	1
30213	SR	9	92	Atlanta Area	1	
30305	SR	9	92	Atlanta Area	1	
30312	SR	9	92	Atlanta Area	1	
30354	SR	9	92	Atlanta Area	1	4
60628	CR	7	118	Chicago Area	1	1
60123	CR	7	127	Three Fires	1	
60564	CR	7	127	Three Fires	1	2
46012	CR	6	160	Crossroads of America	2	
46013	CR	6	160	Crossroads of America	1	
46038	CR	6	160	Crossroads of America	1	
46052	CR	6	160	Crossroads of America	4	
46112	CR	6	160	Crossroads of America	1	
46131	CR	6	160	Crossroads of America	1	
46208	CR	6	160	Crossroads of America	1	
46214	CR	6	160	Crossroads of America	2	
46217	CR	6	160	Crossroads of America	2	
46221	CR	6	160	Crossroads of America	2	
46222	CR	6	160	Crossroads of America	1	
46226	CR	6	160	Crossroads of America	1	
46229	CR	6	160	Crossroads of America	4	
46237	CR	6	160	Crossroads of America	1	
47024	CR	6	160	Crossroads of America	1	
47302	CR	6	160	Crossroads of America	1	
47304	CR	6	160	Crossroads of America	1	
47327	CR	6	160	Crossroads of America	1	
47353	CR	6	160	Crossroads of America	2	
47374	CR	6	160	Crossroads of America	3	33
48203	CR	2	272	Great Lakes	1	
48204	CR	2	272	Great Lakes	1	
48206	CR	2	272	Great Lakes	1	
48207	CR	2	272	Great Lakes	1	
48212	CR	2	272	Great Lakes	1	
48214	CR	2	272	Great Lakes	1	
48215	CR	2	272	Great Lakes	2	
48227	CR	2	272	Great Lakes	1	
48235	CR	2	272	Great Lakes	2	11

ZIP CODE	REG CODE	AREA	COUNCIL NUMBER	COUNCIL NAME	RESPONSE COUNT	TOTALS
63106	CR	3	312	Greater St. Louis Area	1	
63110	CR	3	312	Greater St. Louis Area	1	2
07105	NR	7	333	Northern New Jersey	1	1
28752	SR	5	420	Piedmont	1	1
28328	SR	7	424	Tuscarora	1	1
27127	SR	7	427	Old Hickory	1	1
45011	CR	6	438	Dan Beard	1	1
74447	SR	8	488	Indian Nations	1	1
15425	NR	4	512	Westmoreland-Fayette	1	
15612	NR	4	512	Westmoreland-Fayette	1	
15650	NR	4	512	Westmoreland-Fayette	2	4
29651	SR	5	549	Palmetto	1	1
29601	SR	5	551	Blue Ridge	1	
29605	SR	5	551	Blue Ridge	1	
29650	SR	5	551	Blue Ridge	1	3
38018	SR	6	558	Chickasaw	1	
38103	SR	6	558	Chickasaw	2	
38141	SR	6	558	Chickasaw	1	4
75006	SR	2	571	Circle Ten	1	1
77573	SR	3	574	Bay Area	1	1
77008	SR	3	576	Sam Houston Area	2	
77009	SR	3	576	Sam Houston Area	1	
77018	SR	3	576	Sam Houston Area	3	
77019	SR	3	576	Sam Houston Area	1	
77021	SR	3	576	Sam Houston Area	1	
77022	SR	3	576	Sam Houston Area	2	
77026	SR	3	576	Sam Houston Area	1	
77029	SR	3	576	Sam Houston Area	1	
77049	SR	3	576	Sam Houston Area	1	
77050	SR	3	576	Sam Houston Area	1	
77056	SR	3	576	Sam Houston Area	1	
77057	SR	3	576	Sam Houston Area	1	
77071	SR	3	576	Sam Houston Area	1	
77088	SR	3	576	Sam Houston Area	2	
77092	SR	3	576	Sam Houston Area	1	
77354	SR	3	576	Sam Houston Area	1	
77373	SR	3	576	Sam Houston Area	1	
77477	SR	3	576	Sam Houston Area	4	26
75503	SR	2	584	Caddo Area	1	1
99354	WR	1	604	Blue Mountain	1	1
32321	SR	4	664	Suwannee River Area	1	1
99701	WR	1	696	Midnight Sun	1	
99705	WR	1	696	Midnight Sun	1	2
60016	CR	7	751	Northwest Suburban	1	
60068	CR	7	751	Northwest Suburban	2	3
				undetermined	1	1

144

- .
- .
- .
- .
- .
- .
- .
- .
- .
- .

5DD9B8=L '=== 'È '7 < 5F HG '6M; F 589'



## Elementary

### Learning for Life's lessons and activities are age-appropriate.

	Early Childhood / Kindergarten	First / Second Grade	Third / Fourth Grade	Fifth / Sixth Grade
Strongly agree	63.3%	66.6%	65.6%	65.6%
Somewhat agree	26.4%	26.5%	27.4%	28.0%
Somewhat disagree	5.5%	3.4%	3.0%	3.3%
Strongly disagree	1.8%	1.5%	1.2%	1.0%
Not applicable	2.9%	2.1%	2.8%	2.2%
<i>Base*</i>	379	536	500	418

\*Note: Because educators could select all grades they teach, the total of the base sizes will add to more than 1,227 elementary educators

### Learning for Life helps children improve their relationships with adults.

	Early Childhood / Kindergarten	First / Second Grade	Third / Fourth Grade	Fifth / Sixth Grade
Strongly agree	54.9%	55.6%	53.6%	56.0%
Somewhat agree	36.1%	37.7%	38.4%	36.4%
Somewhat disagree	5.0%	3.9%	3.8%	4.5%
Strongly disagree	0.8%	70.0%	1.0%	1.0%
Not applicable	3.2%	2.1%	3.2%	2.2%
<i>Base*</i>	379	536	500	418

\*Note: Because educators could select all grades they teach, the total of the base sizes will add to more than 1,227 elementary educators

**Learning for Life's activities are grade-specific.**

	Early Childhood / Kindergarten	First / Second Grade	Third / Fourth Grade	Fifth / Sixth Grade
Strongly agree	58.8%	59.9%	56.4%	58.4%
Somewhat agree	28.5%	31.0%	33.8%	30.1%
Somewhat disagree	6.6%	5.0%	5.2%	7.2%
Strongly disagree	2.9%	1.5%	1.4%	1.4%
Not applicable	3.2%	2.6%	3.2%	2.9%
<i>Base*</i>	379	536	500	418

\*Note: Because educators could select all grades they teach, the total of the base sizes will add to more than 1,227 elementary educators

**The lessons and activities help children learn to be more responsible.**

	Early Childhood / Kindergarten	First / Second Grade	Third / Fourth Grade	Fifth / Sixth Grade
Strongly agree	62.3%	64.0%	61.0%	63.6%
Somewhat agree	30.1%	31.0%	31.6%	30.6%
Somewhat disagree	3.7%	2.1%	3.0%	2.6%
Strongly disagree	0.8%	0.9%	1.2%	1.2%
Not applicable	3.2%	2.1%	3.2%	1.9%
<i>Base*</i>	379	536	500	418

\*Note: Because educators could select all grades they teach, the total of the base sizes will add to more than 1,227 elementary educators



**The program provides activities that interest the children in your class.**

	Early Childhood / Kindergarten	First / Second Grade	Third / Fourth Grade	Fifth / Sixth Grade
Strongly agree	58.6%	60.3%	59.2%	59.1%
Somewhat agree	30.6%	31.3%	31.4%	30.9%
Somewhat disagree	5.5%	4.1%	5.0%	6.0%
Strongly disagree	2.4%	2.1%	1.4%	1.4%
Not applicable	2.9%	2.2%	3.0%	2.6%
<i>Base*</i>	379	536	500	418

\*Note: Because educators could select all grades they teach, the total of the base sizes will add to more than 1,227 elementary educators

**The lessons effectively teach the concepts of laws and justice.**

	Early Childhood / Kindergarten	First / Second Grade	Third / Fourth Grade	Fifth / Sixth Grade
Strongly agree	45.1%	48.9%	50.0%	50.2%
Somewhat agree	39.3%	39.7%	36.6%	38.8%
Somewhat disagree	7.4%	5.0%	6.4%	5.3%
Strongly disagree	1.1%	1.1%	1.2%	1.0%
Not applicable	7.1%	5.2%	5.8%	4.8%
<i>Base*</i>	379	536	500	418

\*Note: Because educators could select all grades they teach, the total of the base sizes will add to more than 1,227 elementary educators

**The lessons help children to respect those of different ethnic and cultural backgrounds.**

	Early Childhood / Kindergarten	First / Second Grade	Third / Fourth Grade	Fifth / Sixth Grade
Strongly agree	55.9%	55.0%	53.8%	57.9%
Somewhat agree	32.2%	36.2%	35.6%	32.8%
Somewhat disagree	6.3%	4.5%	4.8%	4.3%
Strongly disagree	2.1%	1.3%	1.6%	1.2%
Not applicable	3.4%	3.0%	4.2%	3.8%
<i>Base*</i>	379	536	500	418

\*Note: Because educators could select all grades they teach, the total of the base sizes will add to more than 1,227 elementary educators

**Learning for Life teaches children the skills they need to resist negative peer pressure.**

	Early Childhood / Kindergarten	First / Second Grade	Third / Fourth Grade	Fifth / Sixth Grade
Strongly agree	53.8%	57.1%	56.0%	57.2%
Somewhat agree	35.1%	35.1%	32.4%	34.7%
Somewhat disagree	6.1%	4.3%	6.4%	4.5%
Strongly disagree	1.3%	1.1%	0.8%	0.7%
Not applicable	3.7%	2.4%	4.4%	2.9%
<i>Base*</i>	379	536	500	418

\*Note: Because educators could select all grades they teach, the total of the base sizes will add to more than 1,227 elementary educators

**Learning for Life helps children develop skills to manage day-to-day challenges.**

	Early Childhood / Kindergarten	First / Second Grade	Third / Fourth Grade	Fifth / Sixth Grade
Strongly agree	57.8%	59.3%	56.4%	59.1%
Somewhat agree	33.5%	32.6%	34.6%	32.5%
Somewhat disagree	4.7%	4.3%	4.0%	4.5%
Strongly disagree	1.3%	1.5%	1.2%	1.4%
Not applicable	2.6%	2.2%	3.8%	2.4%
<i>Base*</i>	379	536	500	418

\*Note: Because educators could select all grades they teach, the total of the base sizes will add to more than 1,227 elementary educators

**Learning for Life helps children build self-esteem.**

	Early Childhood / Kindergarten	First / Second Grade	Third / Fourth Grade	Fifth / Sixth Grade
Strongly agree	62.5%	64.4%	62.8%	64.8%
Somewhat agree	29.8%	30.6%	30.0%	28.7%
Somewhat disagree	4.5%	2.8%	3.8%	3.3%
Strongly disagree	0.8%	0.7%	0.6%	1.0%
Not applicable	2.4%	1.5%	2.8%	2.2%
<i>Base*</i>	379	536	500	418

\*Note: Because educators could select all grades they teach, the total of the base sizes will add to more than 1,227 elementary educators

**The lessons and activities help children to develop their creativity.**

	Early Childhood / Kindergarten	First / Second Grade	Third / Fourth Grade	Fifth / Sixth Grade
Strongly agree	52.0%	51.5%	52.0%	51.7%
Somewhat agree	35.4%	39.4%	37.0%	37.6%
Somewhat disagree	6.3%	4.9%	5.2%	5.7%
Strongly disagree	3.4%	2.2%	1.6%	1.9%
Not applicable	2.9%	2.1%	4.2%	3.1%
<i>Base*</i>	379	536	500	418

\*Note: Because educators could select all grades they teach, the total of the base sizes will add to more than 1,227 elementary educators

**Learning for Life provides fun ways for the children to learn new things.**

	Early Childhood / Kindergarten	First / Second Grade	Third / Fourth Grade	Fifth / Sixth Grade
Strongly agree	61.7%	62.5%	62.6%	62.4%
Somewhat agree	29.0%	31.5%	29.8%	29.4%
Somewhat disagree	4.2%	2.2%	3.0%	5.0%
Strongly disagree	2.4%	2.1%	1.4%	1.0%
Not applicable	2.6%	1.7%	3.2%	2.2%
<i>Base*</i>	379	536	500	418

\*Note: Because educators could select all grades they teach, the total of the base sizes will add to more than 1,227 elementary educators

**The lessons and activities help children to learn to get along better with each other.**

	Early Childhood / Kindergarten	First / Second Grade	Third / Fourth Grade	Fifth / Sixth Grade
Strongly agree	61.5%	65.3%	61.2%	62.2%
Somewhat agree	30.9%	28.9%	31.0%	31.8%
Somewhat disagree	3.4%	2.8%	3.6%	3.3%
Strongly disagree	1.3%	1.1%	1.0%	0.7%
Not applicable	2.9%	1.9%	3.2%	1.9%
<i>Base*</i>	379	536	500	418

\*Note: Because educators could select all grades they teach, the total of the base sizes will add to more than 1,227 elementary educators

**Learning for Life helps create a fun learning environment.**

	Early Childhood / Kindergarten	First / Second Grade	Third / Fourth Grade	Fifth / Sixth Grade
Strongly agree	61.7%	62.9%	61.6%	61.5%
Somewhat agree	30.1%	31.3%	31.4%	29.9%
Somewhat disagree	3.7%	2.1%	3.4%	5.7%
Strongly disagree	1.8%	2.1%	0.8%	1.0%
Not applicable	2.6%	1.7%	2.8%	1.9%
<i>Base*</i>	379	536	500	418

\*Note: Because educators could select all grades they teach, the total of the base sizes will add to more than 1,227 elementary educators

## Seventh and Eighth

**The community speakers help the students learn about the opportunities available to them.**

	Seventh grade	Eighth grade
Strongly agree	44.3%	46.0%
Somewhat agree	20.6%	22.2%
Somewhat disagree	3.8%	4.0%
Strongly disagree	3.1%	1.6%
Not applicable	28.2%	26.2%
<i>Base</i>	131	126

\*\*Note: Because educators could select all grades they teach, the total of the base sizes will add to more than 167 seventh and eighth grade educators

**It helps the school provide a caring, encouraging environment.**

	Seventh grade	Eighth grade
Strongly agree	55.7%	56.3%
Somewhat agree	33.6%	33.3%
Somewhat disagree	6.9%	4.8%
Strongly disagree	2.3%	2.4%
Not applicable	1.5%	3.2%
<i>Base</i>	131	126

\*Note: Because educators could select all grades they teach, the total of the base sizes will add to more than 167 seventh and eighth grade educators

**The speakers are a positive influence on the students.**

	Seventh grade	Eighth grade
Strongly agree	54.2%	58.7%
Somewhat agree	13.0%	13.5%
Somewhat disagree	3.8%	2.4%
Strongly disagree	3.1%	1.6%
Not applicable	26.0%	23.8%
<i>Base</i>	131	126

\*Note: Because educators could select all grades they teach, the total of the base sizes will add to more than 167 seventh and eighth grade educators

**It helps students develop a sense of personal responsibility.**

	Seventh grade	Eighth grade
Strongly agree	58.0%	55.6%
Somewhat agree	32.1%	36.5%
Somewhat disagree	5.3%	2.4%
Strongly disagree	2.3%	2.4%
Not applicable	2.3%	3.2%
<i>Base</i>	131	126

\*Note: Because educators could select all grades they teach, the total of the base sizes will add to more than 167 seventh and eighth grade educators

**The resources help to teach interpersonal skills.**

	Seventh grade	Eighth grade
Strongly agree	61.1%	57.9%
Somewhat agree	28.2%	31.7%
Somewhat disagree	6.1%	5.6%
Strongly disagree	3.1%	2.4%
Not applicable	1.5%	2.4%
<i>Base</i>	131	126

\*Note: Because educators could select all grades they teach, the total of the base sizes will add to more than 167 seventh and eighth grade educators

**The lesson plans help the students realize that they have control over what happens to them.**

	Seventh grade	Eighth grade
Strongly agree	55.7%	57.1%
Somewhat agree	28.2%	29.4%
Somewhat disagree	7.6%	5.6%
Strongly disagree	2.3%	2.4%
Not applicable	6.1%	5.6%
<i>Base</i>	131	126

\*Note: Because educators could select all grades they teach, the total of the base sizes will add to more than 167 seventh and eighth grade educators



**It helps enhance the student's self-esteem.**

	Seventh grade	Eighth grade
Strongly agree	54.2%	55.6%
Somewhat agree	36.6%	35.7%
Somewhat disagree	4.6%	3.2%
Strongly disagree	2.3%	2.4%
Not applicable	2.3%	3.2%
<i>Base</i>	131	126

\*Note: Because educators could select all grades they teach, the total of the base sizes will add to more than 167 seventh and eighth grade educators

**It helps motivate the students to do well in school.**

	Seventh grade	Eighth grade
Strongly agree	48.1%	49.2%
Somewhat agree	38.9%	43.7%
Somewhat disagree	7.6%	3.2%
Strongly disagree	3.1%	2.4%
Not applicable	2.3%	1.6%
<i>Base</i>	131	126

\*Note: Because educators could select all grades they teach, the total of the base sizes will add to more than 167 seventh and eighth grade educators

**The personality exercises help the students learn more about themselves.**

	Seventh grade	Eighth grade
Strongly agree	55.7%	56.3%
Somewhat agree	31.3%	31.0%
Somewhat disagree	2.3%	1.6%
Strongly disagree	3.1%	1.6%
Not applicable	7.6%	9.5%
<i>Base</i>	131	126

\*Note: Because educators could select all grades they teach, the total of the base sizes will add to more than 167 seventh and eighth grade educators

**It helps the students develop the desire to serve in the community.**

	Seventh grade	Eighth grade
Strongly agree	40.5%	39.7%
Somewhat agree	38.9%	42.9%
Somewhat disagree	9.9%	8.7%
Strongly disagree	4.6%	3.2%
Not applicable	6.1%	5.6%
<i>Base</i>	131	126

\*Note: Because educators could select all grades they teach, the total of the base sizes will add to more than 167 seventh and eighth grade educators

**The personality exercises help the students understand others better.**

	Seventh grade	Eighth grade
Strongly agree	51.9%	53.2%
Somewhat agree	31.3%	30.2%
Somewhat disagree	5.3%	3.2%
Strongly disagree	2.3%	2.4%
Not applicable	9.2%	11.1%
<i>Base</i>	131	126

\*Note: Because educators could select all grades they teach, the total of the base sizes will add to more than 167 seventh and eighth grade educators

**It gives students strategies to resolve conflicts without violence.**

	Seventh grade	Eighth grade
Strongly agree	40.5%	39.7%
Somewhat agree	38.9%	42.9%
Somewhat disagree	9.9%	8.7%
Strongly disagree	4.6%	3.2%
Not applicable	6.1%	5.6%
<i>Base</i>	131	126

\*Note: Because educators could select all grades they teach, the total of the base sizes will add to more than 167 seventh and eighth grade educators

**The lessons and exercise help the students understand and appreciate those from different cultural, ethnic, or racial backgrounds.**

	Seventh grade	Eighth grade
Strongly agree	48.9%	49.2%
Somewhat agree	32.8%	35.7%
Somewhat disagree	6.1%	4.0%
Strongly disagree	3.8%	2.4%
Not applicable	8.4%	8.7%
<i>Base</i>	131	126

\*Note: Because educators could select all grades they teach, the total of the base sizes will add to more than 167 seventh and eighth grade educators

**Learning for Life helps students learn about setting personal goals.**

	Seventh grade	Eighth grade
Strongly agree	58.0%	59.5%
Somewhat agree	32.1%	31.7%
Somewhat disagree	5.3%	4.0%
Strongly disagree	2.3%	2.4%
Not applicable	2.3%	2.4%
<i>Base</i>	131	126

\*Note: Because educators could select all grades they teach, the total of the base sizes will add to more than 167 seventh and eighth grade educators

## High School

**The workshops and activities help students improve their communication skills.**

	Ninth Grade	Tenth Grade	Eleventh Grade	Twelfth Grade
Strongly agree	41.9%	34.6%	35.7%	37.7%
Somewhat agree	40.0%	45.9%	42.0%	38.5%
Somewhat disagree	2.6%	4.4%	5.6%	5.4%
Strongly disagree	1.9%	19.0%	2.1%	1.5%
Not applicable	13.5%	13.2%	14.7%	16.9%
<i>Base</i>	155	159	143	130

\*Note: Because educators could select all grades they teach, the total of the base sizes will add to more than 216 high school educators

**The guest presenters are people the students can look up to.**

	Ninth Grade	Tenth Grade	Eleventh Grade	Twelfth Grade
Strongly agree	52.3%	45.3%	49.7%	52.3%
Somewhat agree	25.8%	28.3%	26.6%	23.8%
Somewhat disagree	1.9%	1.9%	1.4%	2.3%
Strongly disagree	0.0%	0.6%	0.7%	0.0%
Not applicable	20.0%	23.9%	21.7%	21.5%
<i>Base</i>	155	159	143	130

\* Note: Because educators could select all grades they teach, the total of the base sizes will add to more than 216 high school educators

**Learning for Life helps enhance the classroom atmosphere of caring.**

	Ninth Grade	Tenth Grade	Eleventh Grade	Twelfth Grade
Strongly agree	45.2%	37.1%	35.7%	37.7%
Somewhat agree	33.5%	39.0%	40.6%	36.2%
Somewhat disagree	3.2%	5.0%	4.9%	3.8%
Strongly disagree	1.3%	1.3%	0.7%	0.8%
Not applicable	16.8%	17.6%	18.2%	21.5%
<i>Base</i>	155	159	143	130

\*Note: Because educators could select all grades they teach, the total of the base sizes will add to more than 216 high school educators

**The workshops and activities actively engage the students in learning.**

	Ninth Grade	Tenth Grade	Eleventh Grade	Twelfth Grade
Strongly agree	47.1%	39.0%	37.8%	40.8%
Somewhat agree	32.3%	39.6%	42.0%	36.9%
Somewhat disagree	5.8%	6.9%	6.3%	4.6%
Strongly disagree	1.3%	1.3%	0.7%	1.5%
Not applicable	13.5%	13.2%	13.3%	16.2%
<i>Base</i>	155	159	143	130

\*Note: Because educators could select all grades they teach, the total of the base sizes will add to more than 216 high school educators

**The workshops give the students an understanding of what is necessary to achieve success in the professional world.**

	Ninth Grade	Tenth Grade	Eleventh Grade	Twelfth Grade
Strongly agree	49.0%	44.7%	44.1%	47.7%
Somewhat agree	37.4%	40.3%	41.3%	35.4%
Somewhat disagree	2.6%	3.8%	3.5%	3.1%
Strongly disagree	0.6%	0.6%	0.7%	0.8%
Not applicable	10.3%	10.7%	10.5%	13.1%
<i>Base</i>	<i>155</i>	<i>159</i>	<i>143</i>	<i>130</i>

\*Note: Because educators could select all grades they teach, the total of the base sizes will add to more than 216 high school educators

**The workshops teach skills for handling peer pressure.**

	Ninth Grade	Tenth Grade	Eleventh Grade	Twelfth Grade
Strongly agree	49.0%	44.7%	44.1%	47.7%
Somewhat agree	37.4%	40.3%	41.3%	35.4%
Somewhat disagree	2.6%	3.8%	3.5%	3.1%
Strongly disagree	0.6%	0.6%	0.7%	0.8%
Not applicable	10.3%	10.7%	10.5%	13.1%
<i>Base</i>	<i>155</i>	<i>159</i>	<i>143</i>	<i>130</i>

\*Note: Because educators could select all grades they teach, the total of the base sizes will add to more than 216 high school educators

**The workshops help increase self-esteem.**

	Ninth Grade	Tenth Grade	Eleventh Grade	Twelfth Grade
Strongly agree	41.3%	35.8%	35.7%	39.2%
Somewhat agree	34.8%	37.1%	37.8%	32.3%
Somewhat disagree	5.8%	8.2%	5.6%	5.4%
Strongly disagree	1.3%	1.3%	2.1%	1.5%
Not applicable	16.8%	17.6%	18.9%	21.5%
<i>Base</i>	155	159	143	130

\*Note: Because educators could select all grades they teach, the total of the base sizes will add to more than 216 high school educators

**The workshops help the students understand the importance of being honest and ethical in their careers.**

	Ninth Grade	Tenth Grade	Eleventh Grade	Twelfth Grade
Strongly agree	46.5%	40.3%	39.9%	43.8%
Somewhat agree	36.1%	39.6%	38.5%	34.6%
Somewhat disagree	1.9%	3.1%	4.2%	2.3%
Strongly disagree	1.3%	1.3%	0.7%	0.8%
Not applicable	14.2%	15.7%	16.8%	18.5%
<i>Base</i>	155	159	143	130

\*Note: Because educators could select all grades they teach, the total of the base sizes will add to more than 216 high school educators



**The workshops teach skills for resolving conflicts.**

	Ninth Grade	Tenth Grade	Eleventh Grade	Twelfth Grade
Strongly agree	38.7%	28.3%	28.0%	31.5%
Somewhat agree	32.9%	40.9%	39.9%	34.6%
Somewhat disagree	6.5%	6.9%	8.4%	6.9%
Strongly disagree	1.3%	1.3%	0.7%	0.8%
Not applicable	20.6%	22.6%	23.4%	26.2%
<i>Base</i>	155	159	143	130

\*Note: Because educators could select all grades they teach, the total of the base sizes will add to more than 216 high school educators

**The workshops help the students be more comfortable with people from different cultural, racial, and ethnic backgrounds.**

	Ninth Grade	Tenth Grade	Eleventh Grade	Twelfth Grade
Strongly agree	40.0%	33.3%	31.5%	34.6%
Somewhat agree	36.1%	39.0%	39.9%	36.2%
Somewhat disagree	4.5%	6.3%	6.3%	5.4%
Strongly disagree	1.3%	1.3%	1.4%	0.8%
Not applicable	18.1%	20.1%	21.0%	23.1%
<i>Base</i>	155	159	143	130

\*Note: Because educators could select all grades they teach, the total of the base sizes will add to more than 216 high school educators

**The workshops and activities help the students learn how to set goals and make plans for the future.**

	Ninth Grade	Tenth Grade	Eleventh Grade	Twelfth Grade
Strongly agree	49.7%	43.4%	44.1%	45.4%
Somewhat agree	36.1%	39.6%	39.9%	36.2%
Somewhat disagree	2.6%	5.0%	2.8%	2.3%
Strongly disagree	0.6%	0.6%	0.7%	0.8%
Not applicable	11.0%	11.3%	12.6%	15.4%
<i>Base</i>	<i>155</i>	<i>159</i>	<i>143</i>	<i>130</i>

\*Note: Because educators could select all grades they teach, the total of the base sizes will add to more than 216 high school educators

**The workshops and activities have helped the students gain or improve their leadership skills.**

	Ninth Grade	Tenth Grade	Eleventh Grade	Twelfth Grade
Strongly agree	43.2%	37.1%	38.5%	40.8%
Somewhat agree	38.7%	40.9%	37.1%	35.4%
Somewhat disagree	2.6%	5.7%	7.0%	5.4%
Strongly disagree	1.3%	1.3%	0.7%	0.8%
Not applicable	14.2%	15.1%	16.8%	17.7%
<i>Base</i>	<i>155</i>	<i>159</i>	<i>143</i>	<i>130</i>

\*Note: Because educators could select all grades they teach, the total of the base sizes will add to more than 216 high school educators